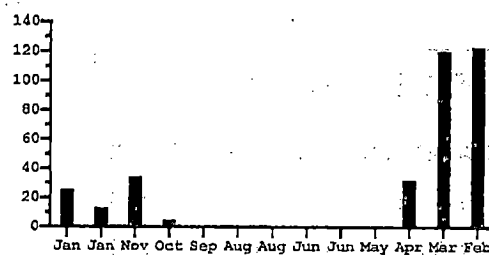


360

✓ MATAGORDA CO OFFICE BLDG.

MAKE CHECK PAYABLE TO: ✓ BAY CITY GAS P O BOX 1803 BAY CITY, TX 77404-1603	SERVICE ADDRESS FEB 14 2023 2200 7TH ST / <i>CMDB</i>		ACCOUNT NUMBER <i>Inv</i> 36061-1010160001 / 1-31											
	SERVICE PERIOD 01/03/23 TO 01/31/23 ✓	BILLING DATE 02/06/23												
READ DATE(G): 01/31/23 METER NUM: 89915 PRES. READ: 2311 PREV. READ: ✓ 2059 TOTAL CCF: 252	TOTAL CCF 		<table border="1"> <thead> <tr> <th>DESCRIPTION</th> <th>AMOUNT</th> </tr> </thead> <tbody> <tr> <td>BASIC SERVICE</td> <td>19.00</td> </tr> <tr> <td>GAS DELIVERY</td> <td>202.86</td> </tr> <tr> <td>COST OF GAS</td> <td>146.91</td> </tr> <tr> <td>THIS MONTH</td> <td>368.77</td> </tr> </tbody> </table>		DESCRIPTION	AMOUNT	BASIC SERVICE	19.00	GAS DELIVERY	202.86	COST OF GAS	146.91	THIS MONTH	368.77
DESCRIPTION	AMOUNT													
BASIC SERVICE	19.00													
GAS DELIVERY	202.86													
COST OF GAS	146.91													
THIS MONTH	368.77													
RECEIVED FEB 13 2023 BY: <i>DB</i>		APPROVED COUNTY AUDITOR <i>DB Kap</i>		TOTAL NOW DUE 368.77										
		PENALTY AMOUNT 0.00		PAY THIS AMOUNT AFTER 02/20/2023 368.77										
		<i>010-54410-508 KAK</i>												

370

MATAGORDA CO OFFICE BLDG

MESSAGES

FL FEB 13 2023

Accounts with unpaid balances after the 20th may be assessed a \$45.00 fee and scheduled for disconnection. If disconnected, customers must come to the gas company office at 1100 6th to have service restored. Online payments will not restore service.

***** DUE DATE 2-20-23 *****

EMERGENCIES & AFTER HOURS CALL: 979-245-2311

Furnaces must have adequate airflow to operate safely. Make sure all vents are free of obstacles.

Carbon monoxide alarms are a good investment, and we offer rebates - see our website for details.

TELEPHONE PAYMENT only at 1-877-273-3169.

ATTENTION: It may take up to 3 business days to process online payments.

360

✓ MATAGORDA CO JAIL

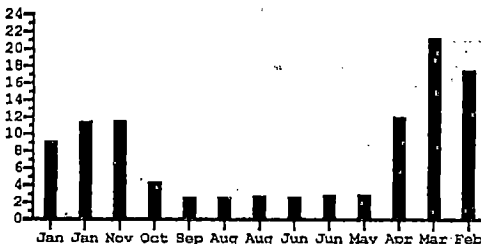
✓ MAKE CHECK PAYABLE TO: BAY CITY GAS P O BOX 1603 BAY CITY TX 77404-1603	SERVICE ADDRESS FEB 14 2023 2323 AVE E / Jail		ACCOUNT NUMBER INV 36061-1041480000 / 130	
	SERVICE PERIOD FROM 12/29/22 TO 01/30/23 ✓	BILLING DATE 02/06/23		
READ DATE(G) 01/30/23 METER NUM. 9989964 PRES. READ 52207 PREV. READ ✓ 50690 TOTAL CCF 1517	TOTAL CCF 		DESCRIPTION AMOUNT BASIC SERVICE 19.00 GAS DELIVERY 1,150.00 COST OF GAS 884.40 THIS MONTH 2,053.40	
RECEIVED FEB 13 2023 BY: <i>DB</i>			APPROVED COUNTY AUDITOR <i>DB Kcp</i> 010-54410-512	
			TOTAL NOW DUE	AR 2,053.40 ✓
			PENALTY AMOUNT 0.00	PAY THIS AMOUNT AFTER 02/20/2023 2,053.40

551 MATAGORDA CO JAIL

MESSAGES

Accounts with unpaid balances after the 20th may be assessed a \$45.00 fee and scheduled for disconnection. If disconnected, customers must come to the gas company office at 1100 6th to have service restored. Online payments will not restore service.	<p>***** DUE DATE 2-20-23 *****</p> <p>EMERGENCIES & AFTER HOURS CALL: 979-245-2311</p> <p>Furnaces must have adequate airflow to operate safely. Make sure all vents are free of obstacles.</p> <p>Carbon monoxide alarms are a good investment, and we offer rebates - see our website for details.</p> <p>TELEPHONE PAYMENT only at 1-877-273-3169.</p> <p>ATTENTION: It may take up to 3 business days to process online payments.</p>
--	--

360 FEB 14 2023 MATAGORDA COUNTY BARN

MAKE CHECK PAYABLE TO: BAY CITY GAS P O BOX 1603 BAY CITY TX 77404-1603	SERVICE ADDRESS ✓ 2604 NICHOLS / Pct #1		ACCOUNT NUMBER <i>Trw</i> 36061-1160110000 / L-31	
	SERVICE PERIOD FROM 01/03/23 TO 01/31/23 ✓	BILLING DATE 02/06/23		
READ DATE(G) 01/31/23 METER NUM. 3237326 PRES. READ 711 PREV. READ ✓ 619 TOTAL CCF 92	TOTAL CCF 		DESCRIPTION AMOUNT BASIC SERVICE 19.00 GAS DELIVERY 74.06 COST OF GAS 53.64 THIS MONTH 146.70	
RECEIVED FEB 13 2023 BY: <i>DB</i>	010-54410-612 <i>Stefanie Pawlosky</i>		APPROVED COUNTY AUDITOR <i>DB KQP</i>	
	TOTAL NOW DUE		146.70	
	PENALTY AMOUNT 0.00		PAY THIS AMOUNT AFTER 02/20/2023 146.70	

1332 MATAGORDA COUNTY BARN MESSAGES

*****DUE DATE 2-20-23*****

EMERGENCIES & AFTER HOURS CALL: 979-245-2311

Furnaces must have adequate airflow to operate safely. Make sure all vents are free of obstacles.

Carbon monoxide alarms are a good investment, and we offer rebates - see our website for details.

TELEPHONE PAYMENT only at 1-877-273-3169.

ATTENTION: It may take up to 3 business days to process online payments.

Accounts with unpaid balances after the 20th may be assessed a \$45.00 fee and scheduled for disconnection. If disconnected, customers must come to the gas company office at 1100 6th to have service restored. Online payments will not restore service.

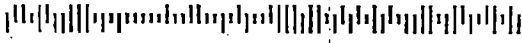


City of Bay City
1901 5th St
Bay City TX 77414

548
FEB 13 2023



AUTOSCH 5-DIGIT 77404 19 PSS 136541AA27-A-1
5277 1 AV 0-468

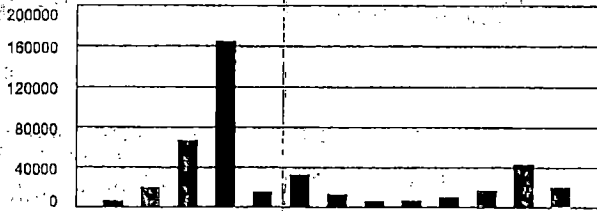


MATAGORDA COUNTY
FAIRGROUNDS
2604 NICHOLS AVE
BAY CITY TX 77414-6958



Customer Service: 979-245-2322
Hours of Operation: Monday - Friday 8:00 a.m. - 5:00 p.m.
Emergency After-Hours Repairs: 979-245-7146

HISTORICAL WATER USAGE



■ Previous Month ■ Current Month

IMPORTANT MESSAGE

Pay by Phone - 833-309-4327
Pay Online - www.cityofbaycity.org

RECEIVED
FEB 09 2023

BY: DB

010-54410-661
J. M.

ACCOUNT STATEMENT

ACCOUNT NUMBER	DUE DATE	AMOUNT DUE
16-032000-01/1-25	02/15/2023	\$662.97

ACCOUNT INFORMATION

Service Address: Hamman Rd
Service Period: 12/25/2022 to 01/25/2023
Billing Date: 01/27/2023
Due Date: 02/15/2023
Penalty Date: 02/20/2023

CURRENT METERED USAGE

Service	Current	Previous	Usage
Water	759	568	19,100

ACCOUNT SUMMARY

SERVICE	CHARGE
Water	\$315.51
Sewer	\$347.46
TOTAL CURRENT CHARGES	\$662.97
Balance Forward	\$0.00
TOTAL AMOUNT DUE	\$662.97
TOTAL DUE IF PAID AFTER 02/20/2023	\$662.97



ALL PAST DUE BALANCES ARE SUBJECT TO DISCONNECTION IMMEDIATELY

NOTICE

Current charges must be paid by 02/25/23 to avoid disconnection.

To avoid late charges, payment must be received in the Utility Billing Office by 5 p.m. on 02/20/2023. If balance is not paid by 5 p.m. on 02/25/23, a \$50.00 service fee will be applied to the account and an additional \$50.00 deposit may be required.



City of Bay City
1901 5th St
Bay City TX 77414

548

FEB 13 2023




AUTOSCH 5-DIGIT 77404 19 P55 136541AA27-A-1
5277 1 AV 0.466



MATAGORDA COUNTY
FAIRGROUNDS
2604 NICHOLS AVE
BAY CITY TX 77414-6958

Customer Service: 979-245-2322
Hours of Operation: Monday - Friday 8:00 a.m. - 5:00 p.m.
Emergency After-Hours Repairs: 979-245-7146

HISTORICAL WATER USAGE



■ Previous Month ■ Current Month

IMPORTANT MESSAGE

Pay by Phone - 833-309-4327
Pay Online - www.cityofbaycity.org

RECEIVED
FEB 09 2023

BY: *SB*

010-54410-661
Jim Rob

ACCOUNT STATEMENT

ACCOUNT NUMBER	DUE DATE	AMOUNT DUE
16-032010-03/1-25	02/15/2023	\$27.31

ACCOUNT INFORMATION

Service Address: Columbus Rd
Service Period: 12/25/2022 to 01/25/2023
Billing Date: 01/27/2023
Due Date: 02/15/2023
Penalty Date: 02/20/2023

CURRENT METERED USAGE

Service	Current	Previous	Usage
Water	0	0	0

ACCOUNT SUMMARY

SERVICE	CHARGE
Water	\$27.31
TOTAL CURRENT CHARGES	\$27.31
Balance Forward	\$0.00
TOTAL AMOUNT DUE	\$27.31
TOTAL DUE IF PAID AFTER 02/20/2023	\$27.31

APPROVED
COUNTY AUDITOR
SB KOP



ALL PAST DUE BALANCES ARE SUBJECT TO DISCONNECTION IMMEDIATELY

NOTICE

Current charges must be paid by 02/25/23 to avoid disconnection.

To avoid late charges, payment must be received in the Utility Billing Office by 5 p.m. on 02/20/2023. If balance is not paid by 5 p.m. on 02/25/23, a \$50.00 service fee will be applied to the account and an additional \$50.00 deposit may be required.



City of Bay City
1901 5th St
Bay City TX 77414

548

FEB 13 2023



AUTOSCH 5-DIGIT 77404 6 PSS 136541AA27-A-1
1535 1 AV 0-468



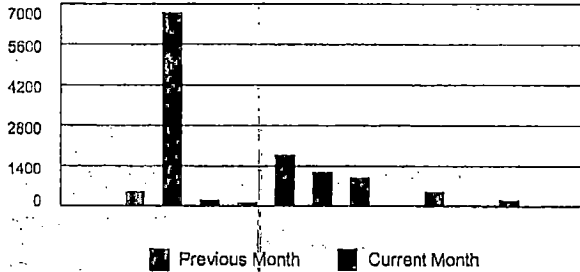
MATAGORDA COUNTY
HOLDING PEN
2604 NICHOLS AVE
BAY CITY TX 77414-6958

Fairgrounds



Customer Service: 979-245-2322
Hours of Operation: Monday - Friday 8:00 a.m. - 5:00 p.m.
Emergency After-Hours Repairs: 979-245-7146

HISTORICAL WATER USAGE



IMPORTANT MESSAGE

Pay by Phone - 833-309-4327
Pay Online - www.cityofbaycity.org

RECEIVED
FEB 09 2023

BY: *AB*

010-54410-661
JM

ACCOUNT STATEMENT

ACCOUNT NUMBER	DUE DATE	AMOUNT DUE
16-032020-00	02/15/2023	\$53.53

ACCOUNT INFORMATION

Service Address: 4901 Nichols
Service Period: 12/25/2022 to 01/25/2023
Billing Date: 01/27/2023
Due Date: 02/15/2023
Penalty Date: 02/20/2023

CURRENT METERED USAGE

Service	Current	Previous	Usage
Water	0	0	0
	997	997	*0

New

Total Water Usage:

*SWAP METER

ACCOUNT SUMMARY

APPROVED
COUNTY AUDITOR

SERVICE	CHARGE
Water	-\$27.31
Sewer	\$26.22

TOTAL CURRENT CHARGES \$53.53

Balance Forward \$0.00

TOTAL AMOUNT DUE \$53.53

TOTAL DUE IF PAID AFTER 02/20/2023 \$53.53



ALL PAST DUE BALANCES ARE SUBJECT TO
DISCONNECTION IMMEDIATELY

NOTICE

Current charges must be paid by 02/25/23 to avoid
disconnection.

To avoid late charges, payment must be received in the Utility Billing Office by 5 p.m. on 02/20/2023. If balance is not paid by 5 p.m. on 02/25/23, a \$50.00 service fee will be applied to the account and an additional \$50.00 deposit may be required.

TXU
FEB 13 2023

VENDOR # 2149

ACCT# 100064844327

INV# 054728098311 INVOICE DATED 2/4/23

DESC DEC 22-JAN 23

ADDRESS	ESI ID	METER #	SERV.	DATES	TOTAL	DEPT #
18 BAYVIEW MATAGORDA (JP#2)	10032789403973976	119711668	12/19/22	01/19/23	\$ 15.24	010-54410-462
190 AVE F MARKHAM (JP#4)	10032789461015050	163788084	12/20/22	01/22/23	\$ 58.03	010-54410-464
2200 7TH ST (CMOB)	10032789456726070	558785152	12/05/22	01/05/23	\$ 2,211.57	010-54410-508
ODLTS 2200 7TH ST (CMOB)	10032789456726071	7007055012SD	12/05/22	01/05/23	\$ 30.44	010-54410-508
ODLTS 2200 7TH ST (CMOB)	10032789456726072	7007055046SD	12/05/22	01/05/23	\$ 20.46	010-54410-508
1700 7TH ST (COURTHOUSE)	10032789496308881	558026869	01/03/23	01/31/23	\$ 5,194.25	010-54410-510
2021 AVE G BLDG 1 WELLS FARGO	10032789499291957	558782912	01/06/23	01/31/23	\$ 1,333.43	010-54410-509
2004 KILOWATT DR (COURTHOUSE)	10032789431907311	122239665			CUTOFF	010-54410-510
ODLTS 2004 KILOWATT (COURTHOUSE)	10032789495599911	7007151282SD			CUTOFF	010-54410-510
2323 AVE E (JAIL)	10032789405892400	558782187	01/03/23	01/31/23	\$ 2,946.92	010-54410-512
ODLTS 2323 AVE E (JAIL)	10032789405892401	7006958123SD	01/03/23	01/31/23	\$ 15.17	010-54410-512
405 COMMERCE PALACIOS (JAIL)	10032789440808411	119430885	12/21/22	01/23/23	\$ 299.55	010-54410-512
2308 AVE F (S.O.)	10032789485567631	558782938	01/03/23	01/31/23	\$ 725.00	010-54410-560
MATAGORDA (TRANSFER ST)	10032789494278861	119431822	12/15/22	01/17/23	\$ 5.81	010-54410-595
EL MATON UNIT P43 (TRANSFER ST)	10032789482241440	169715859	12/12/22	01/12/23	\$ 14.84	010-54410-595
2604 NICHOLS AVE/CO BARN (PCT#1)	10032789459112270	122240792	12/07/22	01/09/23	\$ 105.93	010-54410-612
ODLTS NICHOLS AVE (PCT#1)	10032789485513550	7007116623SD	12/09/22	01/11/23	\$ 88.91	010-54410-612
ODLTS NICHOLS AVE (PCT#1)	10032789485513551	7007116651SD	12/29/22	01/29/23	\$ 20.05	010-54410-612
ODLTS NICHOLS AVE (PCT#1)	10032789485513552	7007116680SD	12/29/22	01/29/23	\$ 40.85	010-54410-612
HWY 60 OUTDOOR LTS (PCT#1)	10032789423558520	7006982603SD	12/22/22	01/24/23	\$ 18.59	010-54410-612
ODLTS 3520 NICHOLS AVE (PCT#1)	10032789479928771	7005770635SD	12/07/22	01/09/23	\$ 10.15	010-54410-612
17817 WOOD PLEDGER COMM CTR (PCT#1)	1008901015815710800100	190851001	12/15/22	01/18/23	\$ 330.33	010-54410-612
FISHER ST MATAGORDA (PCT#2)	10032789414370120	122332798	12/19/22	01/19/23	\$ 57.65	010-54410-613
OLD MAGNOLA/MATAGORDA (PCT#2)	10032789419199850	7006973193SD	12/19/22	01/19/23	\$ 9.96	010-54410-613
ST LTS FISHER MATAGORDA (PCT#2)	10032789427542180	200527912	12/19/22	01/19/23	\$ 5.80	010-54410-613
115 LAUREL MATAGORDA (PCT#2)	10032789495257641	120726105	12/19/22	01/19/23	\$ 6.16	010-54410-613
OLD SCHOOL MATAGORDA/PCT#2	10032789417127397	148896249	12/19/22	01/19/23	\$ 5.80	010-54410-613
MATAGORDA FIREMAN'S HALL (PCT#2)	10032789446568110	122330875	12/19/22	01/19/23	\$ 237.20	010-54410-613
SELKIRK FIRE DEPT (PCT#2)	10032789427413670	122279171	12/16/22	01/18/23	\$ 130.10	010-54410-613
25000 SH 35 (PCT#3)	10032789453394875	120730531	12/12/22	01/12/23	\$ 57.02	010-54410-614
25000 SH 35 UNIT P7 (PCT#3)	10032789474945241	122240914	12/12/22	01/12/23	\$ 30.73	010-54410-614
ODLTS 25000 SH 35 (PCT#3)	10032789474945242	7005712552SD	12/12/22	01/12/23	\$ 80.14	010-54410-614
BLESSING BALLPRK W UNIT (PCT#4)	10032789402787491	558783656	01/03/23	01/31/23	\$ 124.48	010-54410-615
ODLTS BLESSING PRK (PCT#4)	10032789402787492	7006972189SD	01/03/23	01/31/23	\$ 138.97	010-54410-615
MIDFIELD COMM CTR (PCT#4)	10032789459047060	157104699	12/05/22	01/05/23	\$ 294.96	010-54410-615
ODLTS MIDFIELD COMM CTR (PCT#4)	10032789459047061	7007074246SD	12/05/22	01/05/23	\$ 9.99	010-54410-615
ODLTS MIDFIELD FIRE ST (PCT#4)	10032789461418841	7007068113SD	12/05/22	01/05/23	\$ 14.38	010-54410-615
190 AVE F MARKHAM ANNEX (PCT#4)	10032789426253880	157911497	12/20/22	01/22/23	\$ 22.61	010-54410-615

TXU

ADDRESS	ESI ID	METER #	SERV.	DATES		DEPT #	
BLESSING COMM CTR (PCT#4)	10032789461693260	161176296	01/03/23	01/31/23	\$ 163.43	010-54410-615	37
ST LTS BLESSING CC PAVILION (PCT#4)	10032789436470608	7005470886SD	12/29/22	01/29/23	\$ 18.59	010-54410-615	38
ODLTS BLESSING COMM CTR (PCT#4)	10032789461693261	7007074015SD	01/03/23	01/31/23	\$ 8.24	010-54410-615	39
MARKHAM COMM CTR (PCT#4)	10032789476839780	122330835	12/20/22	01/22/23	\$ 387.90	010-54410-615	40
ODLTS MARKHAM CC (PCT#4)	10032789476839781	7007105031OT	12/20/22	01/22/23	\$ 20.05	010-54410-615	41
HEFFINGER PRK LTS BLESSING (PCT#4)	10032789478079271	144074530	01/03/23	01/31/23	\$ 27.71	010-54410-615	42
ODLTS WATER WELL MIDFIELD (PCT#4)	10032789492176731	7007147859SD	12/05/22	01/05/23	\$ 14.96	010-54410-615	43
ODLTS BLESSING CC 932 (PCT#4)	10032789496744772	7007144530MV	12/30/22	01/30/23	\$ 13.70	010-54410-615	44
ODLTS BLESSING CC 935 (PCT#4)	10032789496744773	7005911722MV	12/30/22	01/30/23	\$ 47.23	010-54410-615	45
E END OF PRK BLESSING (PCT#4)	10032789497890130	119426810	01/03/23	01/31/23	\$ 8.14	010-54410-615	46
ST LTS BLESSING PRK (PCT#4)	10032789441468646	7005524968SD	12/29/22	01/29/23	\$ 42.04	010-54410-615	47
190 AVE F UNIT FIRESTATION MARKHAM (PCT#4)	10032789487564611	122291027	12/20/22	01/22/23	\$ 60.22	010-54410-615	48
RAWLS UNIT FIRESTATION MIDFIELD (PCT#4)	10032789433412700	136592656	12/05/22	01/05/23	\$ 452.73	010-54410-615	49
FM 521 PRK WADSWORTH (RIVER PRK)	10032789412055530	7006966354SD	12/19/22	01/19/23	\$ 52.99	010-54410-660	50
ODLTS FM 521 PRK WADSWORTH (RIVER PRK)	10032789420235651	7006991419SD	12/15/22	01/17/23	\$ 40.14	010-54410-660	51
ODLTS FM 521 PRK WADSWORTH (RIVER PRK)	10032789420235652	7005369954SD	12/15/22	01/17/23	\$ 20.05	010-54410-660	52
FM 521 PALACIOS (RIVER PARK)	10032789465240600	7005661310SD	12/13/22	01/15/23	\$ 20.05	010-54410-660	53
HOLDING PEN (FAIRGROUNDS)	10032789407891290	200574765	12/07/22	01/09/23	\$ 218.58	010-54410-661	54
CTR OF CARNIVAL (FAIRGROUNDS)	10032789419036321	125243718	12/07/22	01/09/23	\$ 6.14	010-54410-661	55
INDOOR ARENA (FAIRGROUNDS)	10032789419218250	592403229	12/07/22	01/09/23	\$ 851.78	010-54410-661	56
SHOW BARN/RV PARK (FAIRGROUNDS)	10032789443561762	590613354	12/07/22	01/09/23	\$ 95.69	010-54410-661	57
ODLTS HAMMAN RD (FAIRGROUNDS)	10032789443561763	7005516394SD	12/08/22	01/10/23	\$ 40.79	010-54410-661	58
OUTDOOR ARENA (FAIRGROUNDS)	10032789444026850	151900075	12/07/23	01/09/23	\$ 191.35	010-54410-661	59
HOME EC/MP BLDG (FAIRGROUNDS)	10032789474465420	558026845	12/07/22	01/09/23	\$ 597.43	010-54410-661	60
ODLTS NICHOLS RD (FAIRGROUNDS)	10032789480469090	7007112012SD	12/09/22	01/11/23	\$ 36.44	010-54410-661	61
FANS BACK OF ARENA (FAIRGROUNDS)	10032789499566851	119431781	12/07/22	01/09/23	\$ 19.09	010-54410-661	62
4511 FM 2668 UNIT 3 (FAIRGROUNDS)	10032789406762840	171155561	12/07/22	01/09/23	\$ 177.12	010-54410-661	63
FM 2668 UNIT 7 (FAIRGROUNDS)	10032789420166760	142588863	12/07/22	01/09/23	\$ 7.15	010-54410-661	64
ODLTS RIVERBEND MATAGORDA (MARINE)	10032789432664941	7006992918SD	12/19/22	01/19/23	\$ 20.05	010-54410-662	65
TOTAL:					\$18,371.25		

RECEIVED
FEB 09 2023

BY:DB.....

APPROVED
COUNTY AUDITOR
DB [Signature]



Customer Name: MATAGORDA COUNTY
 Account Number: 100064844327
 Invoice Number: 054728098311
 Invoice Date: 02/04/2023

Account Summary

Previous Balance	Credits/Payments	Balance Forward	Current Charges	Amount Due	Due Date
\$19,751.87	\$19,751.87 CR	\$0.00	\$18,371.25	\$18,371.25	03/06/2023

See remaining pages for invoice details.

Customer Communications

Shelly Stots

RECEIVED
 FEB 09 2023

BY: *DB*

How to Contact Us

Account Service Manager
 Commercial Support Team
Phone: (866) 898-3465
Email: commercialsupport@txu.com
Customer Service: 8:30AM - 5:30PM M-F

Power Outage Notification:
 American Electric Power - 1-866-223-8508
 CenterPoint Energy - 1-800-332-7143

REP Certificate: #10004

Please return this portion with your payment in the enclosed envelope. Make checks payable to TXU Energy. Do not include correspondence with your payment.

The TXU Energy AidSM program helps families in critical situations with bill payment assistance.

For Donations Only

One-time gift to TXU Energy AidSM program \$ _____

Recurring monthly donation to TXU Energy AidSM program \$ _____

Account Number:
 100064844327

Amount Due	Due Date
\$18,371.25	03/06/2023

To ensure proper payment posting, please provide this number (100064844327) on all payments and send to the address directly below.

SP 07 000054 16890E 1 A**SNGLP



MATAGORDA COUNTY
 1700 7TH ST, RM 301
 BAY CITY TX 77414-5034



TXU ENERGY
 PO BOX 650638
 DALLAS, TX 75265-0638

2110006484432700018371250000000000

Customer Name: MATAGORDA COUNTY
Account Number: 100064844327
Invoice Number: 054728098311
Invoice Date: 02/04/2023

Important Information

Your satisfaction is our top priority. Do you have feedback? Email us at txuexec@txu.com or write us at TXU Energy Executive Feedback, PO Box 650764, Dallas, TX 75265-0764. The amount billed may include price changes allowed by law or regulatory actions. See an unauthorized charge on your bill? Call us toll-free at 1-866-898-3465 (8:30AM - 5:30PM M-F), and we'll work to resolve any issues. If you're not satisfied with the resolution, you may file a complaint with the Public Utility Commission of Texas PO Box 13326, Austin, TX 78711-3326; (512)936-7120 or toll-free in Texas (888)782-8477. Hearing and speech-impaired individuals with text telephones (TTY) may contact the Public Utility Commission of Texas at (512)936-7136.

Account Summary Detail

Previous Balance		\$	19,751.87
Credits/Payments			
Inc. Check Payment	01/29/2023	\$	19,751.87 CR
Subtotal		\$	19,751.87 CR
Balance Forward		\$	0.00
Debits/Charges		\$	0.00



Customer Name: MATAGORDA COUNTY
Account Number: 100064844327
Invoice Number: 054728098311
Invoice Date: 02/04/2023

Account Summary

ESI ID Facility ID	Service Address	Start Service End Service	kWh Actual kW/kVA	Commercial TDU Charges	Commercial Taxes TDU Taxes	Total Charges	Flag
10032789496308881	1700 7TH ST BAY CITY, TX 77414-5080	01/03/2023 01/31/2023	78,528 171	\$3,155.09 \$2,039.16	\$0.00 \$0.00	\$5,194.25	
10032789456726070	2200 7TH ST BAY CITY, TX 77414-5254	12/05/2022 01/05/2023	23,920 104	\$995.52 \$1,216.05	\$0.00 \$0.00	\$2,211.57	
10032789456726072	2200 7TH ST UNIT FL BAY CITY, TX 77414-5254	12/05/2022 01/05/2023	155 -	\$6.25 \$14.21	\$0.00 \$0.00	\$20.46	
10032789456726071	2200 7TH ST UNIT FL BAY CITY, TX 77414-5254	12/05/2022 01/05/2023	208 -	\$8.40 \$22.04	\$0.00 \$0.00	\$30.44	
10032789485513551	NICHOLS AVE UNIT 400FLD2 BAY CITY, TX 77414	12/29/2022 01/29/2023	155 -	\$6.07 \$13.98	\$0.00 \$0.00	\$20.05	
10032789405892401	2323 AVENUE E BAY CITY, TX 77414-6001	01/03/2023 01/31/2023	104 -	\$4.15 \$11.02	\$0.00 \$0.00	\$15.17	
10032789405892400	2323 AVENUE E BAY CITY, TX 77414-6001	01/03/2023 01/31/2023	45,696 90	\$1,839.04 \$1,107.88	\$0.00 \$0.00	\$2,946.92	
10032789485567631	2308 AVENUE F BAY CITY, TX 77414-6045	01/03/2023 01/31/2023	10,160 25	\$410.08 \$314.92	\$0.00 \$0.00	\$725.00	
10032789499291957	2021 AVENUE G BLDG 1 BAY CITY, TX 77414-5003	01/06/2023 01/31/2023	13,120 59	\$521.90 \$811.53	\$0.00 \$0.00	\$1,333.43	
10032789419218250	4511 FM 2668 UNIT 1 BAY CITY, TX 77414-3991	12/07/2022 01/09/2023	8,160 42	\$318.12 \$533.66	\$0.00 \$0.00	\$851.78	
10032789474465420	4511 FM 2668 UNIT 2 BAY CITY, TX 77414-3991	12/07/2022 01/09/2023	3,840 38	\$149.71 \$447.72	\$0.00 \$0.00	\$597.43	
10032789406762840	4511 FM 2668 UNIT 3 BAY CITY, TX 77414-3991	12/07/2022 01/09/2023	779 10	\$30.37 \$146.75	\$0.00 \$0.00	\$177.12	
10032789499566851	4511 FM 2668 UNIT 4 BAY CITY, TX 77414-3991	12/07/2022 01/09/2023	11 -	\$0.43 \$18.66	\$0.00 \$0.00	\$19.09	
10032789444026850	4511 FM 2668 UNIT 5 BAY CITY, TX 77414-3991	12/07/2022 01/09/2023	132 15	\$5.14 \$186.21	\$0.00 \$0.00	\$191.35	
10032789407891290	4511 FM 2668 UNIT 6 BAY CITY, TX 77414-3991	12/07/2022 01/09/2023	1,669 11	\$65.07 \$153.51	\$0.00 \$0.00	\$218.58	
10032789420166760	4511 FM 2668 UNIT 7 BAY CITY, TX 77414-3991	12/07/2022 01/09/2023	15 -	\$0.59 \$6.56	\$0.00 \$0.00	\$7.15	
10032789419036321	4511 FM 2668 UNIT 8 BAY CITY, TX 77414-3991	12/07/2022 01/09/2023	4 -	\$0.15 \$5.99	\$0.00 \$0.00	\$6.14	
10032789443561762	4511 FM 2668 UNIT 9 BAY CITY, TX 77414-3991	12/07/2022 01/09/2023	600 5	\$23.40 \$72.29	\$0.00 \$0.00	\$95.69	
10032789443561763	HAMMAN RD ODLT 400HPS AL BAY CITY, TX 77414	12/08/2022 01/10/2023	310 -	\$12.34 \$28.45	\$0.00 \$0.00	\$40.79	
10032789423558520	STATE HIGHWAY 60 STLG 250HPSA BAY CITY, TX 77414	12/22/2022 01/24/2023	104 -	\$4.07 \$14.52	\$0.00 \$0.00	\$18.59	
10032789459112270	2604 NICHOLS AVE BAY CITY, TX 77414-6958	12/07/2022 01/09/2023	1,099 7	\$43.71 \$62.22	\$0.00 \$0.00	\$105.93	
10032789479928771	3588 1/2 NICHOLS AVE BAY CITY, TX 77414-7383	12/07/2022 01/09/2023	57 -	\$2.27 \$7.88	\$0.00 \$0.00	\$10.15	
10032789485513550	NICHOLS AVE UNIT 250HPSA BAY CITY, TX 77414	12/09/2022 01/11/2023	520 -	\$20.67 \$68.24	\$0.00 \$0.00	\$88.91	
10032789485513552	NICHOLS AVE UNIT 400FLD1 BAY CITY, TX 77414	12/29/2022 01/29/2023	310 -	\$12.40 \$28.45	\$0.00 \$0.00	\$40.85	
10032789480469090	NICHOLS RD UNIT 250HPSA BAY CITY, TX 77414	12/09/2022 01/11/2023	208 -	\$8.28 \$28.16	\$0.00 \$0.00	\$36.44	
10032789461693261	FM 616 W BLESSING, TX 77419	01/03/2023 01/31/2023	39 -	\$1.53 \$6.71	\$0.00 \$0.00	\$8.24	

Customer Name: MATAGORDA COUNTY
 Account Number: 100064844327
 Invoice Number: 054728098311
 Invoice Date: 02/04/2023

ESI ID Facility ID	Service Address	Start Service End Service	kWh Actual kW/kVA	Commercial TDU Charges	Commercial Taxes TDU Taxes	Total Charges	Flag
10032789402787492	FM 616 W STLG 250HPS BLESSING, TX 77419	01/03/2023 01/31/2023	832 -	\$32.58 \$106.39	\$0.00 \$0.00	\$138.97	
10032789478079271	AVENUE C UNIT PRKLITE BLESSING, TX 77419	01/03/2023 01/31/2023	243 1	\$9.65 \$18.06	\$0.00 \$0.00	\$27.71	
10032789436470608	139 FM 616 W STLG 250HPS BLESSING, TX 77419	12/29/2022 01/29/2023	104 -	\$4.07 \$14.52	\$0.00 \$0.00	\$18.59	
10032789461693260	FM 616 W UNIT COUNTY BLESSING, TX 77419	01/03/2023 01/31/2023	394 12	\$15.86 \$147.57	\$0.00 \$0.00	\$163.43	
10032789402787491	560 FM 616 W UNIT PARK BLESSING, TX 77419	01/03/2023 01/31/2023	576 4	\$22.97 \$101.51	\$0.00 \$0.00	\$124.48	
10032789497890130	201 FM 616 W UNIT SEWLIFT BLESSING, TX 77419	01/03/2023 01/31/2023	26 -	\$1.03 \$7.11	\$0.00 \$0.00	\$8.14	
10032789496744773	935 STREETLIGHT STLG 400MV BLESSING, TX 77419	12/30/2022 01/30/2023	290 -	\$11.36 \$35.87	\$0.00 \$0.00	\$47.23	
10032789496744772	932 STREETLIGHT UNIT 175MV BLESSING, TX 77419	12/30/2022 01/30/2023	70 -	\$2.74 \$10.96	\$0.00 \$0.00	\$13.70	
10032789482241440	FM 459 UNIT P43 EL MATON, TX 77440	12/12/2022 01/12/2023	101 -	\$3.94 \$10.90	\$0.00 \$0.00	\$14.84	
10032789476839781	190 AVENUE F ODLT 400HPS MARKHAM, TX 77456	12/20/2022 01/22/2023	155 -	\$6.07 \$13.98	\$0.00 \$0.00	\$20.05	
10032789426253880	190 AVENUE F UNIT ANNEX MARKHAM, TX 77456	12/20/2022 01/22/2023	187 3	\$7.40 \$15.21	\$0.00 \$0.00	\$22.61	
10032789476839780	190 AVENUE F UNIT COMM CNT MARKHAM, TX 77456	12/20/2022 01/22/2023	2,138 26	\$84.17 \$303.73	\$0.00 \$0.00	\$387.90	
10032789487564611	190 AVENUE F UNIT FIRESTA MARKHAM, TX 77456	12/20/2022 01/22/2023	606 -	\$23.89 \$36.33	\$0.00 \$0.00	\$60.22	
10032789461015050	190 AVENUE F UNIT JP OFF MARKHAM, TX 77456	12/20/2022 01/22/2023	581 -	\$22.94 \$35.09	\$0.00 \$0.00	\$58.03	
10032789427413670	1203 COUNTY ROAD 243 UNIT FIRESTA MATAGORDA, TX 77457	12/16/2022 01/18/2023	514 8	\$20.23 \$109.87	\$0.00 \$0.00	\$130.10	
10032789403973976	18 COUNTY ROAD 252 MATAGORDA, TX 77457	12/19/2022 01/19/2023	104 9	\$4.20 \$11.04	\$0.00 \$0.00	\$15.24	
10032789427542180	414 FISHER MATAGORDA, TX 77457	12/19/2022 01/19/2023	- -	\$0.00 \$5.80	\$0.00 \$0.00	\$5.80	
10032789494278861	OLD GULF RD UNIT STATION COLLECT STA MATAGORDA, TX 77457	12/15/2022 01/17/2023	- -	\$0.01 \$5.80	\$0.00 \$0.00	\$5.81	
10032789495257641	115 LAUREL MATAGORDA, TX 77457	12/19/2022 01/19/2023	4 -	\$0.17 \$5.99	\$0.00 \$0.00	\$6.16	
10032789417127397	772 LAUREL SEASONAL METER MATAGORDA, TX 77457	12/19/2022 01/19/2023	- -	\$0.00 \$5.80	\$0.00 \$0.00	\$5.80	
10032789419199850	MAGNOLIA ST ODLT 150HPS MATAGORDA, TX 77457	12/19/2022 01/19/2023	57 -	\$2.22 \$7.74	\$0.00 \$0.00	\$9.96	
10032789414370120	487 MAGNOLIA ST UNIT COUNTY MATAGORDA, TX 77457	12/19/2022 01/19/2023	576 7	\$22.83 \$34.82	\$0.00 \$0.00	\$57.65	
10032789446568110	637 MARKET ST UNIT FIRESTA MATAGORDA, TX 77457	12/19/2022 01/19/2023	1,277 15	\$50.30 \$186.90	\$0.00 \$0.00	\$237.20	
10032789432664941	2 RIVER BEND ODLT 400HPS MATAGORDA, TX 77457	12/19/2022 01/19/2023	155 -	\$6.07 \$13.98	\$0.00 \$0.00	\$20.05	
10032789492176731	HIGHWAY 111 ODL MIDFIELD, TX 77458	12/05/2022 01/05/2023	104 -	\$4.12 \$10.84	\$0.00 \$0.00	\$14.96	

02/04/2023 10:51 AM



Customer Name: MATAGORDA COUNTY
 Account Number: 100064844327
 Invoice Number: 054728098311
 Invoice Date: 02/04/2023

ESI ID Facility ID	Service Address	Start Service End Service	kWh Actual kW/kVA	Commercial TDU Charges	Commercial Taxes TDU Taxes	Total Charges	Flag
10032789459047060	110 JUNETTA AVE MIDFIELD, TX 77458	12/05/2022 01/05/2023	1,238 21	\$48.34 \$246.62	\$0.00 \$0.00	\$294.96	
10032789459047061	110 JUNETTA ODLT 150HPS AL MIDFIELD, TX 77458	12/05/2022 01/05/2023	57 -	\$2.25 \$7.74	\$0.00 \$0.00	\$9.99	
10032789461418841	RAWLS ODL MIDFIELD, TX 77458	12/05/2022 01/05/2023	104 -	\$4.12 \$10.26	\$0.00 \$0.00	\$14.38	
10032789433412700	RAWLS UNIT FIRESTA MIDFIELD, TX 77458	12/05/2022 01/05/2023	4,334 22	\$173.65 \$279.08	\$0.00 \$0.00	\$452.73	
10032789441468646	955 STREETLIGHT STLG MIDFIELD, TX 77458	12/29/2022 01/29/2023	367 -	\$14.37 \$27.67	\$0.00 \$0.00	\$42.04	
10032789440808411	405 COMMERCE ST PALACIOS, TX 77465-5468	12/21/2022 01/23/2023	3,381 11	\$134.83 \$164.72	\$0.00 \$0.00	\$299.55	
10032789465240600	FM 521 ODLT 400HPS PALACIOS, TX 77465	12/13/2022 01/15/2023	155 -	\$6.07 \$13.98	\$0.00 \$0.00	\$20.05	
10032789474945242	25000 STATE HIGHWAY 35 S PALACIOS, TX 77465-1920	12/12/2022 01/12/2023	620 -	\$24.18 \$55.96	\$0.00 \$0.00	\$80.14	
10032789453394875	25000 STATE HIGHWAY 35 S UNIT OFFIC PALACIOS, TX 77465-1920	12/12/2022 01/12/2023	573 5	\$22.33 \$34.69	\$0.00 \$0.00	\$57.02	
10032789474945241	25000 STATE HIGHWAY 35 S UNIT P7 PALACIOS, TX 77465-1920	12/12/2022 01/12/2023	279 7	\$10.88 \$19.85	\$0.00 \$0.00	\$30.73	
1008901015815710800100	17817 WOOD PLEDGER, TX 77468-0000	12/15/2022 01/18/2023	1,760 29	\$68.75 \$261.58	\$0.00 \$0.00	\$330.33	
10032789412055530	FM 521 UNIT RR PARK WADSWORTH, TX 77483	12/19/2022 01/19/2023	312 -	\$12.23 \$40.76	\$0.00 \$0.00	\$52.99	
10032789420235651	2000 FM 521 ODLT 400HPS UNIT RR PARK WADSWORTH, TX 77483	12/15/2022 01/17/2023	310 -	\$12.15 \$27.99	\$0.00 \$0.00	\$40.14	
10032789420235652	2001 FM 521 ODLT 400HPS UNIT RR PARK WADSWORTH, TX 77483	12/15/2022 01/17/2023	155 -	\$6.07 \$13.98	\$0.00 \$0.00	\$20.05	

\$18,371.25

Flag Key

F - Final Bill

A - Adjusted Period

E - Estimated

Debits

-

Current Charges

\$18,371.25

Customer Name: MATAGORDA COUNTY
 Account Number: 100064844327
 Invoice Number: 054728098311
 Invoice Date: 02/04/2023

510

ESI ID Detail:

Service Address: 1700 7TH ST BAY CITY, TX 77414-5080
 Product: Fixed Price

ESI ID: 10032789496308881

Meter ID	Days	Read Type	Previous Read Date	Previous Meter Read	Current Read Date	Current Meter Read	Multiplier	Usage (kWh)	Actual kW/kVA	Billed kW/kVA
558026869	29	Actual	01/03/2023	✓ 47,102	01/31/2023	47,511	192.00	78,528	171	171
TOTAL								78,528	171	171

Electric Service Commercial

Service Period: 01/03/2023 to 01/31/2023 ✓

TXU Energy Fixed Price

Base Usage	78,528 kWh @	\$ 0.0377995	\$2,968.32
Other Charges - November Anc Serv			\$30.64
Market Securitization (Debt) Financing			\$55.91
Other ERCOT Incremental AS Charges			\$32.16
PUC Assessment			\$5.16
Gross Receipts Reimb			\$62.90

Total Commercial Charges	\$3,155.09
---------------------------------	-------------------

Electric Service Distribution

Service Period: 01/03/2023 to 01/31/2023.

Base Charge			\$2.02
Meter Charge			\$12.67
Distribution System Charge	170.5 kW @	\$ 4.869	\$830.16
Transmission Cost Recov Factor	170.5 kW @	\$ 4.174454	\$711.74
Distribution Cost Recovery	170.5 kW @	\$ 0.925306	\$157.76
Transition Charge (TC3)	170.5 kW @	\$ 0.794383	\$135.44
Storm Recovery Charge	170.5 kW @	\$ 0.318255	\$54.26
Storm Recovery Tax Credit	170.5 kW @	\$ 0.020105	\$3.43 CR
Regulatory Asset Recovery	170.5 kW @	\$ 0.052535	\$8.96
Energy Efficiency	78,528 kWh @	\$ 0.001142	\$89.68
PUC Assessment			\$3.03
Gross Receipts Reimb			\$36.87

Total Distribution Charges	\$2,039.16
-----------------------------------	-------------------

TOTAL CHARGES FOR ESI ID	\$5,194.25 ✓
---------------------------------	---------------------



Customer Name: MATAGORDA COUNTY
 Account Number: 100064844327
 Invoice Number: 054728098311
 Invoice Date: 02/04/2023

ESI ID Detail:

508

Service Address:

2200 7TH ST BAY CITY, TX 77414-5254

ESI ID: 10032789456726070

Product:

Fixed Price

Meter ID	Days	Read Type	Previous Read Date	Previous Meter Read	Current Read Date	Current Meter Read	Multiplier	Usage (kWh)	Actual kW/kVA	Billed kW/kVA
558785152	32	Actual	12/05/2022	✓ 70,692	01/05/2023	71,290	40.00	23,920	104	104
TOTAL								23,920	104	104

Electric Service Commercial

Service Period: 12/05/2022 to 01/05/2023 ✓

TXU Energy Fixed Price

Base Usage	23,920 kWh @	\$ 0.0377995	\$904.16
Other Charges - September Anc Serv			\$14.67
Other Charges - October Anc Serv			\$31.56
Market Securitization (Debt) Financing			\$18.59
Other ERCOT Incremental AS Charges			\$5.06
PUC Assessment			\$1.63
Gross Receipts Reimb			\$19.85

Total Commercial Charges	\$995.52
---------------------------------	-----------------

Electric Service Distribution

Service Period: 12/05/2022 to 01/05/2023

Base Charge		\$2.02
Meter Charge		\$12.67
Distribution System Charge	103.5 kW @	\$ 4.869
Transmission Cost Recov Factor	103.5 kW @	\$ 4.174454
Distribution Cost Recovery	103.5 kW @	\$ 0.925306
Transition Charge (TC3)	103.5 kW @	\$ 0.794383
Storm Recovery Charge	103.5 kW @	\$ 0.318255
Storm Recovery Tax Credit	103.5 kW @	\$ 0.020105
Regulatory Asset Recovery	103.5 kW @	\$ 0.052535
Energy Efficiency	23,920 kWh @	\$ 0.001142
PUC Assessment		\$1.80
Gross Receipts Reimb		\$21.95

Total Distribution Charges	\$1,216.05
-----------------------------------	-------------------

TOTAL CHARGES FOR ESI ID	\$2,211.57 ✓
---------------------------------	---------------------

Customer Name: MATAGORDA COUNTY
 Account Number: 100064844327
 Invoice Number: 054728098311
 Invoice Date: 02/04/2023

508

ESI ID Detail:

Service Address:

2200 7TH ST UNIT FL BAY CITY, TX 77414-5254

ESI ID: 10032789456726072

Product:

Fixed Price

Meter ID	Days	Read Type	Previous Read Date	Previous Meter Read	Current Read Date	Current Meter Read	Multiplier	Usage (kWh)	Actual kW/kVA	Billed kW/kVA
7007055046SD	32	Actual	12/05/2022	0	01/05/2023	✓ 155	1.00	155	-	-
TOTAL								155	0	0

Electric Service Commercial

Service Period: 12/05/2022 to 01/05/2023 ✓

TXU Energy Fixed Price

Base Usage	155 kWh @	\$ 0.0377995	\$5.86
Other Charges - September Anc Serv			\$0.02
Other Charges - October Anc Serv			\$0.09
Market Securitization (Debt) Financing			\$0.12
Other ERCOT Incremental AS Charges			\$0.03
PUC Assessment			\$0.01
Gross Receipts Reimb			\$0.12

Total Commercial Charges \$6.25

Electric Service Distribution

Service Period: 12/05/2022 to 01/05/2023

Outdoor Lighting - Facilities			\$5.26
Distribution System Charge	155 kWh @	\$ 0.0210968	\$3.27
Transmission Cost Recov Factor	155 kWh @	\$ 0.010129	\$1.57
Distribution Cost Recovery	155 kWh @	\$ 0.0081935	\$1.27
Transition Charge (TC3)	155 kWh @	\$ 0.0083226	\$1.29
Storm Recovery Charge	155 kWh @	\$ 0.0087097	\$1.35
Storm Recovery Tax Credit	155 kWh @	\$ 0.0005806	\$0.09 CR
Regulatory Asset Recovery	155 kWh @	\$ 0.0002581	\$0.04
PUC Assessment			\$0.02
Gross Receipts Reimb			\$0.23

Total Distribution Charges \$14.21

TOTAL CHARGES FOR ESI ID \$20.46 ✓



Customer Name: MATAGORDA COUNTY
 Account Number: 100064844327
 Invoice Number: 054728098311
 Invoice Date: 02/04/2023

ESI ID Detail:
 Service Address:
 Product:

508

2200 7TH ST UNIT FL BAY CITY, TX 77414-5254
 Fixed Price

ESI ID: 10032789456726071

Meter ID	Days	Read Type	Previous Read Date	Previous Meter Read	Current Read Date	Current Meter Read	Multiplier	Usage (kWh)	Actual kW/kVA	Billed kW/kVA
7007055012SD	32	Actual	12/05/2022	0	01/05/2023	✓ 208	1.00	208	-	-
TOTAL								208	0	0

Electric Service Commercial

Service Period: 12/05/2022 to 01/05/2023 ✓

TXU Energy Fixed Price

Base Usage	208 kWh @ \$ 0.0377995	\$7.86
Other Charges - September Anc Serv		\$0.03
Other Charges - October Anc Serv		\$0.13
Market Securitization (Debt) Financing		\$0.16
Other ERCOT Incremental AS Charges		\$0.04
PUC Assessment		\$0.01
Gross Receipts Reimb		\$0.17

Total Commercial Charges	\$8.40
---------------------------------	---------------

Electric Service Distribution

Service Period: 12/05/2022 to 01/05/2023

Outdoor Lighting - Facilities		\$9.96
Distribution System Charge	208 kWh @ \$ 0.0210577	\$4.38
Transmission Cost Recov Factor	208 kWh @ \$ 0.0100962	\$2.10
Distribution Cost Recovery	208 kWh @ \$ 0.0082212	\$1.71
Transition Charge (TC3)	208 kWh @ \$ 0.0083173	\$1.73
Storm Recovery Charge	208 kWh @ \$ 0.00875	\$1.82
Storm Recovery Tax Credit	208 kWh @ \$ 0.0005769	\$0.12 CR
Regulatory Asset Recovery	208 kWh @ \$ 0.0002885	\$0.06
PUC Assessment		\$0.03
Gross Receipts Reimb		\$0.37

Total Distribution Charges	\$22.04
-----------------------------------	----------------

TOTAL CHARGES FOR ESI ID	\$30.44 ✓
---------------------------------	------------------

Customer Name: MATAGORDA COUNTY
 Account Number: 100064844327
 Invoice Number: 054728098311
 Invoice Date: 02/04/2023

612

ESI ID Detail:

Service Address:

NICHOLS AVE UNIT 400FLD2 BAY CITY, TX 77414

ESI ID: 10032789485513551

Product:

Fixed Price

Meter ID	Days	Read Type	Previous Read Date	Previous Meter Read	Current Read Date	Current Meter Read	Multiplier	Usage (kWh)	Actual kW/kVA	Billed kW/kVA
7007116651SD	32	Actual	12/29/2022	0	01/29/2023	✓ 155	1.00	155	-	-
TOTAL								155	0	0

Electric Service Commercial

Service Period: 12/29/2022 to 01/29/2023 ✓

TXU Energy Fixed Price

Base Usage	155 kWh @	\$ 0.0377995	\$5.86
Other Charges - November Anc Serv			\$0.03
Market Securitization (Debt) Financing			\$0.11
Other ERCOT Incremental AS Charges			\$0.06
PUC Assessment			\$0.01

Total Commercial Charges	\$6.07
---------------------------------	---------------

Electric Service Distribution

Service Period: 12/29/2022 to 01/29/2023

Outdoor Lighting - Facilities			\$5.26
Distribution System Charge	155 kWh @	\$ 0.0210968	\$3.27
Transmission Cost Recov Factor	155 kWh @	\$ 0.010129	\$1.57
Distribution Cost Recovery	155 kWh @	\$ 0.0081935	\$1.27
Transition Charge (TC3)	155 kWh @	\$ 0.0083226	\$1.29
Storm Recovery Charge	155 kWh @	\$ 0.0087097	\$1.35
Storm Recovery Tax Credit	155 kWh @	\$ 0.0005806	\$0.09 CR.
Regulatory Asset Recovery	155 kWh @	\$ 0.0002581	\$0.04
PUC Assessment			\$0.02

Total Distribution Charges	\$13.98
-----------------------------------	----------------

TOTAL CHARGES FOR ESI ID	\$20.05 ✓
---------------------------------	------------------



Customer Name: MATAGORDA COUNTY
 Account Number: 100064844327
 Invoice Number: 054728098311
 Invoice Date: 02/04/2023

ESI ID Detail:

512

Service Address:
 Product:

2323 AVENUE E BAY CITY, TX 77414-6001
 Fixed Price

ESI ID: 10032789405892401

Meter ID	Days	Read Type	Previous Read Date	Previous Meter Read	Current Read Date	Current Meter Read	Multiplier	Usage (kWh)	Actual kW/kVA	Billed kW/kVA
7006958123SD	29	Actual	01/03/2023	0	01/31/2023	✓ 104	1.00	104	-	-
TOTAL								104	0	0

Electric Service Commercial

Service Period: 01/03/2023 to 01/31/2023 ✓

TXU Energy Fixed Price

Base Usage	104 kWh @	\$ 0.0377995	\$3.93
Other Charges - November Anc Serv			\$0.02
Market Securitization (Debt) Financing			\$0.07
Other ERCOT Incremental AS Charges			\$0.04
PUC Assessment			\$0.01
Gross Receipts Reimb			\$0.08

Total Commercial Charges \$4.15

Electric Service Distribution

Service Period: 01/03/2023 to 01/31/2023

Outdoor Lighting - Facilities			\$4.98
Distribution System Charge	104 kWh @	\$ 0.0210577	\$2.19
Transmission Cost Recov Factor	104 kWh @	\$ 0.0100962	\$1.05
Distribution Cost Recovery	104 kWh @	\$ 0.0081731	\$0.85
Transition Charge (TC3)	104 kWh @	\$ 0.0083654	\$0.87
Storm Recovery Charge	104 kWh @	\$ 0.00875	\$0.91
Storm Recovery Tax Credit	104 kWh @	\$ 0.0005769	\$0.06 CR
Regulatory Asset Recovery	104 kWh @	\$ 0.0002885	\$0.03
PUC Assessment			\$0.02
Gross Receipts Reimb			\$0.18

Total Distribution Charges \$11.02

TOTAL CHARGES FOR ESI ID \$15.17 ✓

Customer Name: MATAGORDA COUNTY
 Account Number: 100064844327
 Invoice Number: 054728098311
 Invoice Date: 02/04/2023

ESI ID Detail:
 Service Address:
 Product:

512

2323 AVENUE E BAY CITY, TX 77414-6001
 Fixed Price

ESI ID: 10032789405892400

Meter ID	Days	Read Type	Previous Read Date	Previous Meter Read	Current Read Date	Current Meter Read	Multiplier	Usage (kWh)	Actual kW/kVA	Billed kW/kVA
558782187	29	Actual	01/03/2023	✓ 39,005	01/31/2023	39,243	192.00	45,696	90	91
TOTAL								45,696	90	91

Electric Service Commercial

Service Period: 01/03/2023 to 01/31/2023 ✓

TXU Energy Fixed Price

Base Usage	45,696 kWh @	\$ 0.0377995	\$1,727.29
Other Charges - November Anc Serv			\$20.82
Market Securitization (Debt) Financing			\$32.54
Other ERCOT Incremental AS Charges			\$18.71
PUC Assessment			\$3.01
Gross Receipts Reimb			\$36.67

Total Commercial Charges \$1,839.04

Electric Service Distribution

Service Period: 01/03/2023 to 01/31/2023

Base Charge			\$2.02
Meter Charge			\$12.67
Distribution System Charge	90.8 kW @	\$ 4.869	\$442.11
Transmission Cost Recov Factor	90.8 kW @	\$ 4.174454	\$379.04
Distribution Cost Recovery	90.8 kW @	\$ 0.925306	\$84.02
Transition Charge (TC3)	100.3 kW @	\$ 0.794383	\$79.68
Storm Recovery Charge	100.3 kW @	\$ 0.318255	\$31.92
Storm Recovery Tax Credit	100.3 kW @	\$ 0.020105	\$2.02 CR
Regulatory Asset Recovery	90.8 kW @	\$ 0.052535	\$4.77
Energy Efficiency	45,696 kWh @	\$ 0.001142	\$52.18
PUC Assessment			\$1.63
Gross Receipts Reimb			\$19.86

Total Distribution Charges \$1,107.88

TOTAL CHARGES FOR ESI ID \$2,946.92 ✓



Customer Name: MATAGORDA COUNTY
 Account Number: 100064844327
 Invoice Number: 054728098311
 Invoice Date: 02/04/2023

ESI ID Detail:

560

Service Address:
 Product:

2308 AVENUE F BAY CITY, TX 77414-6045
 Fixed Price

ESI ID: 10032789485567631

Meter ID	Days	Read Type	Previous Read Date	Previous Meter Read	Current Read Date	Current Meter Read	Multiplier	Usage (kWh)	Actual kW/kVA	Billed kW/kVA
558782938	29	Actual	01/03/2023	✓ 19,470	01/31/2023	19,597	80.00	10,160	25	25
TOTAL								10,160	25	25

Electric Service Commercial

Service Period: 01/03/2023 to 01/31/2023 ✓

TXU Energy Fixed Price

Base Usage	10,160 kWh @	\$ 0.0377995	\$384.04
Other Charges - November Anc Serv			\$5.80
Market Securitization (Debt) Financing			\$7.23
Other ERCOT Incremental AS Charges			\$4.16
PUC Assessment			\$0.67
Gross Receipts Reimb			\$8.18

Total Commercial Charges \$410.08

Electric Service Distribution

Service Period: 01/03/2023 to 01/31/2023

Base Charge			\$2.02
Meter Charge			\$12.67
Distribution System Charge	25 kW @	\$ 4.869	\$121.73
Transmission Cost Recov Factor	25 kW @	\$ 4.174454	\$104.36
Distribution Cost Recovery	25 kW @	\$ 0.925306	\$23.13
Transition Charge (TC3)	29.3 kW @	\$ 0.794383	\$23.28
Storm Recovery Charge	29.3 kW @	\$ 0.318255	\$9.32
Storm Recovery Tax Credit	29.3 kW @	\$ 0.020105	\$0.59 CR
Regulatory Asset Recovery	25 kW @	\$ 0.052535	\$1.31
Energy Efficiency	10,160 kWh @	\$ 0.001142	\$11.60
PUC Assessment			\$0.46
Gross Receipts Reimb			\$5.63

Total Distribution Charges \$314.92

TOTAL CHARGES FOR ESI ID \$725.00 ✓

PAGE 4 OF 6

Customer Name: MATAGORDA COUNTY
 Account Number: 100064844327
 Invoice Number: 054728098311
 Invoice Date: 02/04/2023

Wells Fargo

ESI ID Detail:
 Service Address:
 Product:

2021 AVENUE G BLDG 1 BAY CITY, TX 77414-5003
 Fixed Price

ESI ID: 10032789499291957

Meter ID	Days	Read Type	Previous Read Date	Previous Meter Read	Current Read Date	Current Meter Read	Multiplier	Usage (kWh)	Actual kW/kVA	Billed kW/kVA
558782912	26	Actual	01/06/2023	112,638	01/31/2023	112,966	40.00	13,120	59	0
TOTAL								13,120	59	0

Electric Service Commercial

Service Period: 01/06/2023 to 01/31/2023

TXU Energy Fixed Price

Base Usage	13,120 kWh @	\$ 0.0377995	\$495.93
Market Securitization (Debt) Financing			\$9.34
Other ERCOT Incremental AS Charges			\$5.37
PUC Assessment			\$0.85
Gross Receipts Reimb			\$10.41

Total Commercial Charges	\$521.90
---------------------------------	-----------------

Electric Service Distribution

Service Period: 01/06/2023 to 01/31/2023

Base Charge			\$1.26
Meter Charge			\$3.94
Distribution System Charge	13,120 kWh @	\$ 0.021093	\$276.74
Transmission Cost Recov Factor	13,120 kWh @	\$ 0.010116	\$132.72
Distribution Cost Recovery	13,120 kWh @	\$ 0.008217	\$107.81
Transition Charge (TC3)	13,120 kWh @	\$ 0.008341	\$109.43
Storm Recovery Charge	13,120 kWh @	\$ 0.001446	\$18.97
Storm Recovery Tax Credit	13,120 kWh @	\$ 0.0001	\$1.31 CR
Connection Charge - Labor			\$134.00
Regulatory Asset Recovery	13,120 kWh @	\$ 0.000171	\$2.24
Energy Efficiency	13,120 kWh @	\$ 0.001042	\$13.67
PUC Assessment			\$1.12
Gross Receipts Reimb			\$10.94

Total Distribution Charges	\$811.53
-----------------------------------	-----------------

TOTAL CHARGES FOR ESI ID	\$1,333.43 ✓
---------------------------------	---------------------

** See email attached*



Customer Name: MATAGORDA COUNTY
 Account Number: 100064844327
 Invoice Number: 054728098311
 Invoice Date: 02/04/2023

ESI ID Detail:

661

Service Address:
 Product:

4511 FM 2668 UNIT 1 BAY CITY, TX 77414-3991
 Fixed Price

ESI ID: 10032789419218250

Meter ID	Days	Read Type	Previous Read Date	Previous Meter Read	Current Read Date	Current Meter Read	Multiplier	Usage (kWh)	Actual kW/kVA	Billed kW/kVA
592403229	34	Actual	12/07/2022	✓ 270	01/09/2023	321	160.00	8,160	42	41
TOTAL								8,160	42	41

Electric Service Commercial

Service Period: 12/07/2022 to 01/09/2023 ✓

TXU Energy Fixed Price

Base Usage	8,160 kWh @	\$ 0.0377995	\$308.44
Market Securitization (Debt) Financing			\$5.81
Other ERCOT Incremental AS Charges			\$3.34
PUC Assessment			\$0.53

Total Commercial Charges \$318.12

Electric Service Distribution

Service Period: 12/07/2022 to 01/09/2023

Base Charge		\$2.02
Meter Charge		\$12.67
Distribution System Charge	41 kW @	\$ 4.869 \$199.63
Transmission Cost Recov Factor	41 kW @	\$ 4.174454 \$171.15
Distribution Cost Recovery	41 kW @	\$ 0.925306 \$37.94
Transition Charge (TC3)	8,160 kWh @	\$ 0.008341 \$68.06
Storm Recovery Charge	100.6 kW @	\$ 0.318255 \$32.02
Storm Recovery Tax Credit	100.6 kW @	\$ 0.020105 \$2.02 CR
Regulatory Asset Recovery	41 kW @	\$ 0.052535 \$2.15
Energy Efficiency	8,160 kWh @	\$ 0.001142 \$9.32
PUC Assessment		\$0.72

Total Distribution Charges \$533.66

TOTAL CHARGES FOR ESI ID \$851.78 ✓

Customer Name: MATAGORDA COUNTY
 Account Number: 100064844327
 Invoice Number: 054728098311
 Invoice Date: 02/04/2023

661

ESI ID Detail:

Service Address:
 Product:

4511 FM 2668 UNIT 2 BAY CITY, TX 77414-3991
 Fixed Price

ESI ID: 10032789474465420

Meter ID	Days	Read Type	Previous Read Date	Previous Meter Read	Current Read Date	Current Meter Read	Multiplier	Usage (kWh)	Actual kW/kVA	Billed kW/kVA
558026845	34	Actual	12/07/2022	✓ 4,560	01/09/2023	4,608	80.00	3,840	38	38
TOTAL								3,840	38	38

Electric Service Commercial

Service Period: 12/07/2022 to 01/09/2023 ✓
 TXU Energy Fixed Price

Base Usage	3,840 kWh @	\$ 0.0377995	\$145.15
Market Securitization (Debt) Financing			\$2.74
Other ERCOT Incremental AS Charges			\$1.57
PUC Assessment			\$0.25

Total Commercial Charges \$149.71

Electric Service Distribution

Service Period: 12/07/2022 to 01/09/2023

Base Charge			\$2.02
Meter Charge			\$12.67
Distribution System Charge	38.2 kW @	\$ 4.869	\$186.00
Transmission Cost Recov Factor	38.2 kW @	\$ 4.174454	\$159.46
Distribution Cost Recovery	38.2 kW @	\$ 0.925306	\$35.35
Transition Charge (TC3)	3,840 kWh @	\$ 0.008341	\$32.03
Storm Recovery Charge	44 kW @	\$ 0.318255	\$14.00
Storm Recovery Tax Credit	44 kW @	\$ 0.020105	\$0.88 CR
Regulatory Asset Recovery	38.2 kW @	\$ 0.052535	\$2.01
Energy Efficiency	3,840 kWh @	\$ 0.001142	\$4.39
PUC Assessment			\$0.67

Total Distribution Charges \$447.72

TOTAL CHARGES FOR ESI ID \$597.43 ✓



Customer Name: MATAGORDA COUNTY
 Account Number: 100064844327
 Invoice Number: 054728098311
 Invoice Date: 02/04/2023

661

ESI ID Detail:

Service Address:

4511 FM 2668 UNIT 3 BAY CITY, TX 77414-3991

ESI ID: 10032789406762840

Product:

Fixed Price

Meter ID	Days	Read Type	Previous Read Date	Previous Meter Read	Current Read Date	Current Meter Read	Multiplier	Usage (kWh)	Actual kW/kVA	Billed kW/kVA
171155561	34	Actual	12/07/2022	✓ 5,189	01/09/2023	5,968	1.00	779	10	10
TOTAL								779	10	10

Electric Service Commercial

Service Period: 12/07/2022 to 01/09/2023 ✓

TXU Energy Fixed Price

Base Usage	779 kWh @	\$ 0.0377995	\$29.45
Market Securitization (Debt) Financing			\$0.55
Other ERCOT Incremental AS Charges			\$0.32
PUC Assessment			\$0.05

Total Commercial Charges \$30.37

Electric Service Distribution

Service Period: 12/07/2022 to 01/09/2023

Base Charge			\$2.02
Meter Charge			\$12.67
Distribution System Charge	10.3 kW @	\$ 4.869	\$50.15
Transmission Cost Recov Factor	10.3 kW @	\$ 4.174454	\$43.00
Distribution Cost Recovery	10.3 kW @	\$ 0.925306	\$9.53
Transition Charge (TC3)	25.4 kW @	\$ 0.794383	\$20.18
Storm Recovery Charge	25.4 kW @	\$ 0.318255	\$8.08
Storm Recovery Tax Credit	25.4 kW @	\$ 0.020105	\$0.51 CR
Regulatory Asset Recovery	10.3 kW @	\$ 0.052535	\$0.54
Energy Efficiency	779 kWh @	\$ 0.001142	\$0.89
PUC Assessment			\$0.20

Total Distribution Charges \$146.75

TOTAL CHARGES FOR ESI ID \$177.12 ✓

Customer Name: MATAGORDA COUNTY
 Account Number: 100064844327
 Invoice Number: 054728098311
 Invoice Date: 02/04/2023

ESI ID Detail:

Service Address:

4511 FM 2668 UNIT 4 BAY CITY, TX 77414-3991

ESI ID: 10032789499566851

Product:

Fixed Price

Meter ID	Days	Read Type	Previous Read Date	Previous Meter Read	Current Read Date	Current Meter Read	Multiplier	Usage (kWh)	Actual kW/kVA	Billed kW/kVA
119431781	34	Actual	12/07/2022	✓ 20,435	01/09/2023	20,446	1.00	11	0	0
TOTAL								11	0	0

Electric Service Commercial

Service Period: 12/07/2022 to 01/09/2023 ✓

TXU Energy Fixed Price

Base Usage 11 kWh @ \$ 0.0377995 \$0.42
 Market Securitization (Debt) Financing \$0.01

Total Commercial Charges	\$0.43
---------------------------------	---------------

Electric Service Distribution

Service Period: 12/07/2022 to 01/09/2023

Base Charge \$2.02
 Meter Charge \$12.67
 Transition Charge (TC3) 11 kWh @ \$ 0.008341 \$0.09
 Storm Recovery Charge 12.9 kW @ \$ 0.318255 \$4.11
 Storm Recovery Tax Credit 12.9 kW @ \$ 0.020105 \$0.26 CR
 Energy Efficiency 11 kWh @ \$ 0.001142 \$0.01
 PUC Assessment \$0.02

Total Distribution Charges	\$18.66
-----------------------------------	----------------

TOTAL CHARGES FOR ESI ID	\$19.09 ✓
---------------------------------	------------------



Customer Name: MATAGORDA COUNTY
 Account Number: 100064844327
 Invoice Number: 054728098311
 Invoice Date: 02/04/2023

ESI ID Detail:

666

Service Address:
 Product:

4511 FM 2668 UNIT 5 BAY CITY, TX 77414-3991
 Fixed Price

ESI ID: 10032789444026850

Meter ID	Days	Read Type	Previous Read Date	Previous Meter Read	Current Read Date	Current Meter Read	Multiplier	Usage (kWh)	Actual kW/kVA	Billed kW/kVA
151900075	34	Actual	12/07/2022	✓ 17,592	01/09/2023	17,724	1.00	132	15	15
TOTAL								132	15	15

Electric Service Commercial

Service Period: 12/07/2022 to 01/09/2023 ✓

TXU Energy Fixed Price

Base Usage	132 kWh @	\$ 0.0377995	\$4.99
Market Securitization (Debt) Financing			\$0.09
Other ERCOT Incremental AS Charges			\$0.05
PUC Assessment			\$0.01

Total Commercial Charges \$5.14

Electric Service Distribution

Service Period: 12/07/2022 to 01/09/2023

Base Charge			\$2.02
Meter Charge			\$12.67
Distribution System Charge	15 kW @	\$ 4.869	\$73.04
Transmission Cost Recov Factor	15 kW @	\$ 4.174454	\$62.62
Distribution Cost Recovery	15 kW @	\$ 0.925306	\$13.88
Transition Charge (TC3)	19 kW @	\$ 0.794383	\$15.09
Storm Recovery Charge	19 kW @	\$ 0.318255	\$6.05
Storm Recovery Tax Credit	19 kW @	\$ 0.020105	\$0.38 CR
Regulatory Asset Recovery	15 kW @	\$ 0.052535	\$0.79
Energy Efficiency	132 kWh @	\$ 0.001142	\$0.15
PUC Assessment			\$0.28

Total Distribution Charges \$186.21

TOTAL CHARGES FOR ESI ID \$191.35 ✓

Customer Name: MATAGORDA COUNTY
 Account Number: 100064844327
 Invoice Number: 054728098311
 Invoice Date: 02/04/2023

6661

ESI ID Detail:

Service Address:

4511 FM 2668 UNIT 6 BAY CITY, TX 77414-3991

ESI ID: 10032789407891290

Product:

Fixed Price

Meter ID	Days	Read Type	Previous Read Date	Previous Meter Read	Current Read Date	Current Meter Read	Multiplier	Usage (kWh)	Actual kW/kVA	Billed kW/kVA
200574765	34	Actual	12/07/2022	✓ 29,913	01/09/2023	31,582	1.00	1,669	11	11
TOTAL								1,669	11	11

Electric Service Commercial

Service Period: 12/07/2022 to 01/09/2023 ✓

TXU Energy Fixed Price

Base Usage	1,669 kWh @	\$ 0.0377995	\$63.09
Market Securitization (Debt) Financing			\$1.19
Other ERCOT Incremental AS Charges			\$0.68
PUC Assessment			\$0.11

Total Commercial Charges	\$65.07
---------------------------------	----------------

Electric Service Distribution

Service Period: 12/07/2022 to 01/09/2023

Base Charge			\$2.02
Meter Charge			\$12.67
Distribution System Charge	11.4 kW @	\$ 4.869	\$55.51
Transmission Cost Recov Factor	11.4 kW @	\$ 4.174454	\$47.59
Distribution Cost Recovery	11.4 kW @	\$ 0.925306	\$10.55
Transition Charge (TC3)	1,669 kWh @	\$ 0.008341	\$13.92
Storm Recovery Charge	28.6 kW @	\$ 0.318255	\$9.10
Storm Recovery Tax Credit	28.6 kW @	\$ 0.020105	\$0.58 CR
Regulatory Asset Recovery	11.4 kW @	\$ 0.052535	\$0.60
Energy Efficiency	1,669 kWh @	\$ 0.001142	\$1.91
PUC Assessment			\$0.22

Total Distribution Charges	\$153.51
-----------------------------------	-----------------

TOTAL CHARGES FOR ESI ID	\$218.58 ✓
---------------------------------	-------------------

02/04/2023





Customer Name: MATAGORDA COUNTY
 Account Number: 100064844327
 Invoice Number: 054728098311
 Invoice Date: 02/04/2023

661

ESI ID Detail:

Service Address:
 Product:

4511 FM 2668 UNIT 7 BAY CITY, TX 77414-3991
 Fixed Price

ESI ID: 10032789420166760

Meter ID	Days	Read Type	Previous Read Date	Previous Meter Read	Current Read Date	Current Meter Read	Multiplier	Usage (kWh)	Actual kW/kVA	Billed kW/kVA
142588863	34	Actual	12/07/2022	✓ 2,097	01/09/2023	2,112	1.00	15	0	0
TOTAL								15	0	0

Electric Service Commercial

Service Period: 12/07/2022 to 01/09/2023 ✓

TXU Energy Fixed Price

Base Usage

15 kWh @ \$ 0.0377995 \$0.57

Market Securitization (Debt) Financing

\$0.01

Other ERCOT Incremental AS Charges

\$0.01

Total Commercial Charges

\$0.59

Electric Service Distribution

Service Period: 12/07/2022 to 01/09/2023

Base Charge

\$1.40

Meter Charge

\$4.39

Distribution System Charge

15 kWh @ \$ 0.021093 \$0.32

Transmission Cost Recov Factor

15 kWh @ \$ 0.010116 \$0.15

Distribution Cost Recovery

15 kWh @ \$ 0.008217 \$0.12

Transition Charge (TC3)

15 kWh @ \$ 0.008341 \$0.13

Storm Recovery Charge

15 kWh @ \$ 0.001446 \$0.02

Energy Efficiency

15 kWh @ \$ 0.001042 \$0.02

PUC Assessment

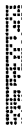
\$0.01

Total Distribution Charges

\$6.56

TOTAL CHARGES FOR ESI ID

\$7.15 ✓



Customer Name: MATAGORDA COUNTY
 Account Number: 100064844327
 Invoice Number: 054728098311
 Invoice Date: 02/04/2023

ESI ID Detail:

661

Service Address:

4511 FM 2668 UNIT 8 BAY CITY, TX 77414-3991

ESI ID: 10032789419036321

Product:

Fixed Price

Meter ID	Days	Read Type	Previous Read Date	Previous Meter Read	Current Read Date	Current Meter Read	Multiplier	Usage (kWh)	Actual kW/kVA	Billed kW/kVA
125243718	34	Actual	12/07/2022	✓ 11,705	01/09/2023	11,709	1.00	4	-	-
TOTAL								4	0	0

Electric Service Commercial

Service Period: 12/07/2022 to 01/09/2023 ✓

TXU Energy Fixed Price

Base Usage 4 kWh @ \$ 0.0377995 \$0.15

Total Commercial Charges	\$0.15
---------------------------------	---------------

Electric Service Distribution

Service Period: 12/07/2022 to 01/09/2023

Base Charge \$1.40
 Meter Charge \$4.39
 Distribution System Charge 4 kWh @ \$ 0.021093 \$0.08
 Transmission Cost Recov Factor 4 kWh @ \$ 0.010116 \$0.04
 Distribution Cost Recovery 4 kWh @ \$ 0.008217 \$0.03
 Transition Charge (TC3) 4 kWh @ \$ 0.008341 \$0.03
 Storm Recovery Charge 4 kWh @ \$ 0.001446 \$0.01
 PUC Assessment \$0.01

Total Distribution Charges	\$5.99
-----------------------------------	---------------

TOTAL CHARGES FOR ESI ID	\$6.14 ✓
---------------------------------	-----------------



Customer Name: MATAGORDA COUNTY
 Account Number: 100064844327
 Invoice Number: 054728098311
 Invoice Date: 02/04/2023

ESI ID Detail:

del

Service Address:

4511 FM 2668 UNIT 9 BAY CITY, TX 77414-3991

ESI ID: 10032789443561762

Product:

Fixed Price

Meter ID	Days	Read Type	Previous Read Date	Previous Meter Read	Current Read Date	Current Meter Read	Multiplier	Usage (kWh)	Actual kW/kVA	Billed kW/kVA
590613354	34	Actual	12/07/2022	✓ 631	01/09/2023	646	40.00	600	5	5
TOTAL								600	5	5

Electric Service Commercial

Service Period: 12/07/2022 to 01/09/2023 ✓

TXU Energy Fixed Price

Base Usage	600 kWh @	\$ 0.0377995	\$22.68
Market Securitization (Debt) Financing			\$0.43
Other ERCOT Incremental AS Charges			\$0.25
PUC Assessment			\$0.04

Total Commercial Charges \$23.40

Electric Service Distribution

Service Period: 12/07/2022 to 01/09/2023

Base Charge			\$2.02
Meter Charge			\$12.67
Distribution System Charge	4.7 kW @	\$ 4.869	\$22.88
Transmission Cost Recov Factor	4.7 kW @	\$ 4.174454	\$19.62
Distribution Cost Recovery	4.7 kW @	\$ 0.925306	\$4.35
Transition Charge (TC3)	600 kWh @	\$ 0.008341	\$5.00
Storm Recovery Charge	15.8 kW @	\$ 0.318255	\$5.03
Storm Recovery Tax Credit	15.8 kW @	\$ 0.020105	\$0.32 CR
Regulatory Asset Recovery	4.7 kW @	\$ 0.052535	\$0.25
Energy Efficiency	600 kWh @	\$ 0.001142	\$0.69
PUC Assessment			\$0.10

Total Distribution Charges \$72.29

TOTAL CHARGES FOR ESI ID \$95.69 ✓

Customer Name: MATAGORDA COUNTY
 Account Number: 100064844327
 Invoice Number: 054728098311
 Invoice Date: 02/04/2023

ESI ID Detail:

Service Address:
 Product:

6661

HAMMAN RD ODLT 400HPS AL BAY CITY, TX 77414
 Fixed Price

ESI ID: 10032789443561763

Meter ID	Days	Read Type	Previous Read Date	Previous Meter Read	Current Read Date	Current Meter Read	Multiplier	Usage (kWh)	Actual kW/kVA	Billed kW/kVA
7005516394SD	34	Actual	12/08/2022	0	01/10/2023	✓ 310	1.00	310	-	-
TOTAL								310	0	0

Electric Service Commercial

Service Period: 12/08/2022 to 01/10/2023 ✓

TXU Energy Fixed Price

Base Usage	310 kWh @	\$ 0.0377995	\$11.72
Market Securitization (Debt) Financing			\$0.22
Other ERCOT Incremental AS Charges			\$0.13
PUC Assessment			\$0.02
Gross Receipts Reimb			\$0.25

Total Commercial Charges	\$12.34
---------------------------------	----------------

Electric Service Distribution

Service Period: 12/08/2022 to 01/10/2023

Outdoor Lighting - Facilities			\$10.52
Distribution System Charge	310 kWh @	\$ 0.0210968	\$6.54
Transmission Cost Recov Factor	310 kWh @	\$ 0.010129	\$3.14
Distribution Cost Recovery	310 kWh @	\$ 0.0082258	\$2.55
Transition Charge (TC3)	310 kWh @	\$ 0.0083548	\$2.59
Storm Recovery Charge	310 kWh @	\$ 0.0087419	\$2.71
Storm Recovery Tax Credit	310 kWh @	\$ 0.0005806	\$0.18 CR
Regulatory Asset Recovery	310 kWh @	\$ 0.0002581	\$0.08
PUC Assessment			\$0.04
Gross Receipts Reimb			\$0.46

Total Distribution Charges	\$28.45
-----------------------------------	----------------

TOTAL CHARGES FOR ESI ID	\$40.79 ✓
---------------------------------	------------------



Customer Name: MATAGORDA COUNTY
 Account Number: 100064844327
 Invoice Number: 054728098311
 Invoice Date: 02/04/2023

b12

ESI ID Detail:
 Service Address:
 Product:

STATE HIGHWAY 60 STLG 250HPSA BAY CITY, TX 77414
 Fixed Price

ESI ID: 10032789423558520

Meter ID	Days	Read Type	Previous Read Date	Previous Meter Read	Current Read Date	Current Meter Read	Multiplier	Usage (kWh)	Actual kW/kVA	Billed kW/kVA
7006982603SD	34	Actual	12/22/2022	0	01/24/2023	✓ 104	1.00	104	-	-
TOTAL								104	0	0

Electric Service Commercial

Service Period: 12/22/2022 to 01/24/2023 ✓

TXU Energy Fixed Price

Base Usage	104 kWh @	\$ 0.0377995	\$3.93
Other Charges - November Anc Serv			\$0.02
Market Securitization (Debt) Financing			\$0.07
Other ERCOT Incremental AS Charges			\$0.04
PUC Assessment			\$0.01

Total Commercial Charges \$4.07

Electric Service Distribution

Service Period: 12/22/2022 to 01/24/2023

Base Charge			\$1.40
Street Lighting - Facilities			\$7.66
Distribution System Charge	104 kWh @	\$ 0.0210577	\$2.19
Transmission Cost Recov Factor	104 kWh @	\$ 0.0100962	\$1.05
Distribution Cost Recovery	104 kWh @	\$ 0.0081731	\$0.85
Transition Charge (TC3)	104 kWh @	\$ 0.0045192	\$0.47
Storm Recovery Charge	104 kWh @	\$ 0.00875	\$0.91
Storm Recovery Tax Credit	104 kWh @	\$ 0.0005769	\$0.06 CR
Regulatory Asset Recovery	104 kWh @	\$ 0.0002885	\$0.03
PUC Assessment			\$0.02

Total Distribution Charges \$14.52

TOTAL CHARGES FOR ESI ID \$18.59 ✓

Customer Name: MATAGORDA COUNTY
 Account Number: 100064844327
 Invoice Number: 054728098311
 Invoice Date: 02/04/2023

ESI ID Detail: *612*

Service Address: 2604 NICHOLS AVE BAY CITY, TX 77414-6958
 Product: Fixed Price

ESI ID: 10032789459112270

Meter ID	Days	Read Type	Previous Read Date	Previous Meter Read	Current Read Date	Current Meter Read	Multiplier	Usage (kWh)	Actual kW/kVA	Billed kW/kVA
122240792	34	Actual	12/07/2022	✓ 203,619	01/09/2023	204,718	1.00	1,099	7	0
TOTAL								1,099	7	0

Electric Service Commercial

Service Period: 12/07/2022 to 01/09/2023 ✓

TXU Energy Fixed Price

Base Usage	1,099 kWh @	\$ 0.0377995	\$41.54
Market Securitization (Debt) Financing			\$0.78
Other ERCOT Incremental AS Charges			\$0.45
PUC Assessment			\$0.07
Gross Receipts Reimb			\$0.87

Total Commercial Charges	\$43.71
---------------------------------	----------------

Electric Service Distribution

Service Period: 12/07/2022 to 01/09/2023

Base Charge		\$1.40
Meter Charge		\$4.39
Distribution System Charge	1,099 kWh @	\$ 0.021093 \$23.18
Transmission Cost Recov Factor	1,099 kWh @	\$ 0.010116 \$11.12
Distribution Cost Recovery	1,099 kWh @	\$ 0.008217 \$9.03
Transition Charge (TC3)	1,099 kWh @	\$ 0.008341 \$9.17
Storm Recovery Charge	1,099 kWh @	\$ 0.001446 \$1.59
Storm Recovery Tax Credit	1,099 kWh @	\$ 0.0001 \$0.11 CR
Regulatory Asset Recovery	1,099 kWh @	\$ 0.000171 \$0.19
Energy Efficiency	1,099 kWh @	\$ 0.001042 \$1.15
PUC Assessment		\$0.08
Gross Receipts Reimb		\$1.03

Total Distribution Charges	\$62.22
-----------------------------------	----------------

TOTAL CHARGES FOR ESI ID	\$105.93 ✓
---------------------------------	-------------------



Customer Name: MATAGORDA COUNTY
 Account Number: 100064844327
 Invoice Number: 054728098311
 Invoice Date: 02/04/2023

ESI ID Detail:

662

Service Address:
 Product:

3588 1/2 NICHOLS AVE BAY CITY, TX 77414-7383
 Fixed Price

ESI ID: 10032789479928771

Meter ID	Days	Read Type	Previous Read Date	Previous Meter Read	Current Read Date	Current Meter Read	Multiplier	Usage (kWh)	Actual kW/kVA	Billed kW/kVA
7005770635SD	34	Actual	12/07/2022	0	01/09/2023	✓ 57	1.00	57	-	-
TOTAL								57	0	0

Electric Service Commercial

Service Period: 12/07/2022 to 01/09/2023 ✓

TXU Energy Fixed Price

Base Usage

57 kWh @ \$ 0.0377995 \$2.16

Market Securitization (Debt) Financing

\$0.04

Other ERCOT Incremental AS Charges

\$0.02

Gross Receipts Reimb

\$0.05

Total Commercial Charges

\$2.27

Electric Service Distribution

Service Period: 12/07/2022 to 01/09/2023

Outdoor Lighting - Facilities

\$4.51

Distribution System Charge

57 kWh @ \$ 0.0210526 \$1.20

Transmission Cost Recov Factor

57 kWh @ \$ 0.0101754 \$0.58

Distribution Cost Recovery

57 kWh @ \$ 0.0082456 \$0.47

Transition Charge (TC3)

57 kWh @ \$ 0.0084211 \$0.48

Storm Recovery Charge

57 kWh @ \$ 0.0087719 \$0.50

Storm Recovery Tax Credit

57 kWh @ \$ 0.0005263 \$0.03 CR

Regulatory Asset Recovery

57 kWh @ \$ 0.0003509 \$0.02

PUC Assessment

\$0.01

Gross Receipts Reimb

\$0.14

Total Distribution Charges

\$7.88

TOTAL CHARGES FOR ESI ID

\$10.15 ✓

Customer Name: MATAGORDA COUNTY
 Account Number: 100064844327
 Invoice Number: 054728098311
 Invoice Date: 02/04/2023

ESI ID Detail:

662

Service Address:
 Product:

NICHOLS AVE UNIT 250HPSA BAY CITY, TX 77414
 Fixed Price

ESI ID: 10032789485513550

Meter ID	Days	Read Type	Previous Read Date	Previous Meter Read	Current Read Date	Current Meter Read	Multiplier	Usage (kWh)	Actual kW/kVA	Billed kW/kVA
7007116623SD	34	Actual	12/09/2022	0	01/11/2023	✓ 520	1.00	520	-	-
TOTAL								520	0	0

Electric Service Commercial

Service Period: 12/09/2022 to 01/11/2023 ✓

TXU Energy Fixed Price

Base Usage	520 kWh @	\$ 0.0377995	\$19.65
Market Securitization (Debt) Financing			\$0.37
Other ERCOT Incremental AS Charges			\$0.21
PUC Assessment			\$0.03
Gross Receipts Reimb			\$0.41

Total Commercial Charges \$20.67

Electric Service Distribution

Service Period: 12/09/2022 to 01/11/2023

Base Charge			\$1.40
Street Lighting - Facilities			\$38.30
Distribution System Charge	520 kWh @	\$ 0.0210962	\$10.97
Transmission Cost Recov Factor	520 kWh @	\$ 0.0101154	\$5.26
Distribution Cost Recovery	520 kWh @	\$ 0.0082115	\$4.27
Transition Charge (TC3)	520 kWh @	\$ 0.0044808	\$2.33
Storm Recovery Charge	520 kWh @	\$ 0.0087308	\$4.54
Storm Recovery Tax Credit	520 kWh @	\$ 0.0005577	\$0.29 CR
Regulatory Asset Recovery	520 kWh @	\$ 0.0002692	\$0.14
PUC Assessment			\$0.10
Gross Receipts Reimb			\$1.22

Total Distribution Charges \$68.24

TOTAL CHARGES FOR ESI ID \$88.91 ✓

051 0007/2001
 111



Customer Name: MATAGORDA COUNTY
 Account Number: 100064844327
 Invoice Number: 054728098311
 Invoice Date: 02/04/2023

612

ESI ID Detail:
 Service Address:
 Product:

NICHOLS AVE UNIT 400FLD1 BAY CITY, TX 77414
 Fixed Price

ESI ID: 10032789485513552

Meter ID	Days	Read Type	Previous Read Date	Previous Meter Read	Current Read Date	Current Meter Read	Multiplier	Usage (kWh)	Actual kW/kVA	Billed kW/kVA
7007116680SD	32	Actual	12/29/2022	0	01/29/2023	✓ 310	1.00	310	-	-
TOTAL								310	0	0

Electric Service Commercial

Service Period: 12/29/2022 to 01/29/2023 ✓

TXU Energy Fixed Price

Base Usage	310 kWh @	\$ 0.0377995	\$11.72
Other Charges - November Anc Serv			\$0.06
Market Securitization (Debt) Financing			\$0.22
Other ERCOT Incremental AS Charges			\$0.13
PUC Assessment			\$0.02
Gross Receipts Reimb			\$0.25

Total Commercial Charges	\$12.40
---------------------------------	----------------

Electric Service Distribution

Service Period: 12/29/2022 to 01/29/2023

Outdoor Lighting - Facilities			\$10.52
Distribution System Charge	310 kWh @	\$ 0.0210968	\$6.54
Transmission Cost Recov Factor	310 kWh @	\$ 0.010129	\$3.14
Distribution Cost Recovery	310 kWh @	\$ 0.0082258	\$2.55
Transition Charge (TC3)	310 kWh @	\$ 0.0083548	\$2.59
Storm Recovery Charge	310 kWh @	\$ 0.0087419	\$2.71
Storm Recovery Tax Credit	310 kWh @	\$ 0.0005806	\$0.18 CR
Regulatory Asset Recovery	310 kWh @	\$ 0.0002581	\$0.08
PUC Assessment			\$0.04
Gross Receipts Reimb			\$0.46

Total Distribution Charges	\$28.45
-----------------------------------	----------------

TOTAL CHARGES FOR ESI ID	\$40.85 ✓
---------------------------------	------------------

FORMER 4 4 2012

Customer Name: MATAGORDA COUNTY
 Account Number: 100064844327
 Invoice Number: 054728098311
 Invoice Date: 02/04/2023

ESI ID Detail:

Service Address:

NICHOLS RD UNIT 250HPSA BAY CITY, TX 77414

ESI ID: 10032789480469090

Product:

Fixed Price

Meter ID	Days	Read Type	Previous Read Date	Previous Meter Read	Current Read Date	Current Meter Read	Multiplier	Usage (kWh)	Actual kW/kVA	Billed kW/kVA
7007112012SD	34	Actual	12/09/2022	0	01/11/2023	✓ 208	1.00	208	-	-
TOTAL								208	0	0

Electric Service Commercial

Service Period: 12/09/2022 to 01/11/2023 ✓

TXU Energy Fixed Price

Base Usage	208 kWh @	\$ 0.0377995	\$7.86
Market Securitization (Debt) Financing			\$0.15
Other ERCOT Incremental AS Charges			\$0.09
PUC Assessment			\$0.01
Gross Receipts Reimb			\$0.17

Total Commercial Charges	\$8.28
---------------------------------	---------------

Electric Service Distribution

Service Period: 12/09/2022 to 01/11/2023

Base Charge		\$1.40
Street Lighting - Facilities		\$15.32
Distribution System Charge	208 kWh @	\$ 0.0211058 \$4.39
Transmission Cost Recov Factor	208 kWh @	\$ 0.0100962 \$2.10
Distribution Cost Recovery	208 kWh @	\$ 0.0082212 \$1.71
Transition Charge (TC3)	208 kWh @	\$ 0.0044712 \$0.93
Storm Recovery Charge	208 kWh @	\$ 0.00875 \$1.82
Storm Recovery Tax Credit	208 kWh @	\$ 0.0005769 \$0.12 CR
Regulatory Asset Recovery	208 kWh @	\$ 0.0002885 \$0.06
PUC Assessment		\$0.04
Gross Receipts Reimb		\$0.51

Total Distribution Charges	\$28.16
-----------------------------------	----------------

TOTAL CHARGES FOR ESI ID	\$36.44 ✓
---------------------------------	------------------



Customer Name: MATAGORDA COUNTY
 Account Number: 100064844327
 Invoice Number: 054728098311
 Invoice Date: 02/04/2023

ESI ID Detail:

615

Service Address:
 Product:

FM 616 W BLESSING, TX 77419
 Fixed Price

ESI ID: 10032789461693261

Meter ID	Days	Read Type	Previous Read Date	Previous Meter Read	Current Read Date	Current Meter Read	Multiplier	Usage (kWh)	Actual kW/kVA	Billed kW/kVA
7007074015SD	29	Actual	01/03/2023	0	01/31/2023	✓ 39	1.00	39	-	-
TOTAL								39	0	0

Electric Service Commercial

Service Period: 01/03/2023 to 01/31/2023 ✓

TXU Energy Fixed Price

Base Usage	39 kWh @	\$ 0.0377995	\$1.47
Other Charges - November Anc Serv			\$0.01
Market Securitization (Debt) Financing			\$0.03
Other ERCOT Incremental AS Charges			\$0.02

Total Commercial Charges \$1.53

Electric Service Distribution

Service Period: 01/03/2023 to 01/31/2023

Outdoor Lighting - Facilities			\$4.51
Distribution System Charge	39 kWh @	\$ 0.0210256	\$0.82
Transmission Cost Recov Factor	39 kWh @	\$ 0.01	\$0.39
Distribution Cost Recovery	39 kWh @	\$ 0.0082051	\$0.32
Transition Charge (TC3)	39 kWh @	\$ 0.0084615	\$0.33
Storm Recovery Charge	39 kWh @	\$ 0.0087179	\$0.34
Storm Recovery Tax Credit	39 kWh @	\$ 0.0005128	\$0.02 CR
Regulatory Asset Recovery	39 kWh @	\$ 0.0002564	\$0.01
PUC Assessment			\$0.01

Total Distribution Charges \$6.71

TOTAL CHARGES FOR ESI ID \$8.24 ✓

Customer Name: MATAGORDA COUNTY
 Account Number: 100064844327
 Invoice Number: 054728098311
 Invoice Date: 02/04/2023

ESI ID Detail:
 Service Address:
 Product:

615

FM 616 W STLG 250HPS BLESSING, TX 77419
 Fixed Price

ESI ID: 10032789402787492

Meter ID	Days	Read Type	Previous Read Date	Previous Meter Read	Current Read Date	Current Meter Read	Multiplier	Usage (kWh)	Actual kW/kVA	Billed kW/kVA
7006972189SD	29	Actual	01/03/2023	0	01/31/2023	✓ 832	1.00	832	-	-
TOTAL								832	0	0

Electric Service Commercial

Service Period: 01/03/2023 to 01/31/2023 ✓
 TXU Energy Fixed Price

Base Usage	832 kWh @	\$ 0.0377995	\$31.45
Other Charges - November Anc Serv			\$0.15
Market Securitization (Debt) Financing			\$0.59
Other ERCOT Incremental AS Charges			\$0.34
PUC Assessment			\$0.05

Total Commercial Charges \$32.58

Electric Service Distribution

Service Period: 01/03/2023 to 01/31/2023

Base Charge			\$1.40
Street Lighting - Facilities			\$61.28
Distribution System Charge	832 kWh @	\$ 0.0210938	\$17.55
Transmission Cost Recov Factor	832 kWh @	\$ 0.0101202	\$8.42
Distribution Cost Recovery	832 kWh @	\$ 0.0082212	\$6.84
Transition Charge (TC3)	832 kWh @	\$ 0.0044832	\$3.73
Storm Recovery Charge	832 kWh @	\$ 0.008726	\$7.26
Storm Recovery Tax Credit	832 kWh @	\$ 0.0005649	\$0.47 CR
Regulatory Asset Recovery	832 kWh @	\$ 0.0002644	\$0.22
PUC Assessment			\$0.16

Total Distribution Charges \$106.39

TOTAL CHARGES FOR ESI ID \$138.97 ✓

US 1 0007/2023





Customer Name: MATAGORDA COUNTY
 Account Number: 100064844327
 Invoice Number: 054728098311
 Invoice Date: 02/04/2023

625

ESI ID Detail:

Service Address:
 Product:

AVENUE C UNIT PRKLITE BLESSING, TX 77419
 Fixed Price

ESI ID: 10032789478079271

Meter ID	Days	Read Type	Previous Read Date	Previous Meter Read	Current Read Date	Current Meter Read	Multiplier	Usage (kWh)	Actual kW/kVA	Billed kW/kVA
144074530	29	Actual	01/03/2023	✓ 16,489	01/31/2023	16,732	1.00	243	1	0
TOTAL								243	1	0

Electric Service Commercial

Service Period: 01/03/2023 to 01/31/2023 ✓
 TXU Energy Fixed Price

Base Usage	243 kWh @	\$ 0.0377995	\$9.19
Other Charges - November Anc Serv			\$0.16
Market Securitization (Debt) Financing			\$0.18
Other ERCOT Incremental AS Charges			\$0.10
PUC Assessment			\$0.02

Total Commercial Charges \$9.65

Electric Service Distribution

Service Period: 01/03/2023 to 01/31/2023

Base Charge			\$1.40
Meter Charge			\$4.39
Distribution System Charge	243 kWh @	\$ 0.021093	\$5.13
Transmission Cost Recov Factor	243 kWh @	\$ 0.010116	\$2.46
Distribution Cost Recovery	243 kWh @	\$ 0.008217	\$2.00
Transition Charge (TC3)	243 kWh @	\$ 0.008341	\$2.03
Storm Recovery Charge	243 kWh @	\$ 0.001446	\$0.35
Storm Recovery Tax Credit	243 kWh @	\$ 0.0001	\$0.02 CR
Regulatory Asset Recovery	243 kWh @	\$ 0.000171	\$0.04
Energy Efficiency	243 kWh @	\$ 0.001042	\$0.25
PUC Assessment			\$0.03

Total Distribution Charges \$18.06

TOTAL CHARGES FOR ESI ID \$27.71 ✓

Customer Name: MATAGORDA COUNTY
 Account Number: 100064844327
 Invoice Number: 054728098311
 Invoice Date: 02/04/2023

ESI ID Detail: **615**

Service Address: 139 FM 616 W STLG 250HPS BLESSING, TX 77419
 Product: Fixed Price

ESI ID: 10032789436470608

Meter ID	Days	Read Type	Previous Read Date	Previous Meter Read	Current Read Date	Current Meter Read	Multiplier	Usage (kWh)	Actual kW/kVA	Billed kW/kVA
7005470886SD	32	Actual	12/29/2022	0	01/29/2023	✓ 104	1.00	104	-	-
TOTAL								104	0	0

Electric Service Commercial

Service Period: 12/29/2022 to 01/29/2023 ✓

TXU Energy Fixed Price

Base Usage	104 kWh @	\$ 0.0377995	\$3.93
Other Charges - November Anc Serv			\$0.02
Market Securitization (Debt) Financing			\$0.07
Other ERCOT Incremental AS Charges			\$0.04
PUC Assessment			\$0.01

Total Commercial Charges \$4.07

Electric Service Distribution

Service Period: 12/29/2022 to 01/29/2023

Base Charge			\$1.40
Street Lighting - Facilities			\$7.66
Distribution System Charge	104 kWh @	\$ 0.0210577	\$2.19
Transmission Cost Recov Factor	104 kWh @	\$ 0.0100962	\$1.05
Distribution Cost Recovery	104 kWh @	\$ 0.0081731	\$0.85
Transition Charge (TC3)	104 kWh @	\$ 0.0045192	\$0.47
Storm Recovery Charge	104 kWh @	\$ 0.00875	\$0.91
Storm Recovery Tax Credit	104 kWh @	\$ 0.0005769	\$0.06 CR
Regulatory Asset Recovery	104 kWh @	\$ 0.0002885	\$0.03
PUC Assessment			\$0.02

Total Distribution Charges \$14.52

TOTAL CHARGES FOR ESI ID \$18.59 ✓



Customer Name: MATAGORDA COUNTY
 Account Number: 100064844327
 Invoice Number: 054728098311
 Invoice Date: 02/04/2023

ESI ID Detail:

615

Service Address:
 Product:

FM 616 W UNIT COUNTY BLESSING, TX 77419
 Fixed Price

ESI ID: 10032789461693260

Meter ID	Days	Read Type	Previous Read Date	Previous Meter Read	Current Read Date	Current Meter Read	Multiplier	Usage (kWh)	Actual kW/kVA	Billed kW/kVA
161176296	29	Actual	01/03/2023	✓ 27,515	01/31/2023	27,909	1.00	394	12	12
TOTAL								394	12	12

Electric Service Commercial

Service Period: 01/03/2023 to 01/31/2023 ✓

TXU Energy Fixed Price

Base Usage	394 kWh @	\$ 0.0377995	\$14.89
Other Charges - November Anc Serv			\$0.50
Market Securitization (Debt) Financing			\$0.28
Other ERCOT Incremental AS Charges			\$0.16
PUC Assessment			\$0.03

Total Commercial Charges \$15.86

Electric Service Distribution

Service Period: 01/03/2023 to 01/31/2023

Base Charge			\$2.02
Meter Charge			\$12.67
Distribution System Charge	12.4 kW @	\$ 4.869	\$60.38
Transmission Cost Recov Factor	12.4 kW @	\$ 4.174454	\$51.76
Distribution Cost Recovery	12.4 kW @	\$ 0.925306	\$11.47
Transition Charge (TC3)	394 kWh @	\$ 0.008341	\$3.29
Storm Recovery Charge	15.6 kW @	\$ 0.318255	\$4.96
Storm Recovery Tax Credit	15.6 kW @	\$ 0.020105	\$0.31 CR
Regulatory Asset Recovery	12.4 kW @	\$ 0.052535	\$0.65
Energy Efficiency	394 kWh @	\$ 0.001142	\$0.45
PUC Assessment			\$0.23

Total Distribution Charges \$147.57

TOTAL CHARGES FOR ESI ID \$163.43 ✓

Customer Name: MATAGORDA COUNTY
 Account Number: 100064844327
 Invoice Number: 054728098311
 Invoice Date: 02/04/2023

615

ESI ID Detail:

Service Address: 560 FM 616 W UNIT PARK BLESSING, TX 77419
 Product: Fixed Price

ESI ID: 10032789402787491

Meter ID	Days	Read Type	Previous Read Date	Previous Meter Read	Current Read Date	Current Meter Read	Multiplier	Usage (kWh)	Actual kW/kVA	Billed kW/kVA
558783656	29	Actual	01/03/2023	✓ 1,067	01/31/2023	1,070	192.00	576	4	4
TOTAL								576	4	4

Electric Service Commercial

Service Period: 01/03/2023 to 01/31/2023 ✓

TXU Energy Fixed Price

Base Usage	576 kWh @	\$ 0.0377995	\$21.77
Other Charges - November Anc Serv			\$0.51
Market Securitization (Debt) Financing			\$0.41
Other ERCOT Incremental AS Charges			\$0.24
PUC Assessment			\$0.04

Total Commercial Charges \$22.97

Electric Service Distribution

Service Period: 01/03/2023 to 01/31/2023

Base Charge			\$2.02
Meter Charge			\$12.67
Distribution System Charge	3.6 kW @	\$ 4.869	\$17.53
Transmission Cost Recov Factor	3.6 kW @	\$ 4.174454	\$15.03
Distribution Cost Recovery	3.6 kW @	\$ 0.925306	\$3.33
Transition Charge (TC3)	576 kWh @	\$ 0.008341	\$4.80
Storm Recovery Charge	151.6 kW @	\$ 0.318255	\$48.25
Storm Recovery Tax Credit	151.6 kW @	\$ 0.020105	\$3.05 CR
Regulatory Asset Recovery	3.6 kW @	\$ 0.052535	\$0.19
Energy Efficiency	576 kWh @	\$ 0.001142	\$0.66
PUC Assessment			\$0.08

Total Distribution Charges \$101.51

TOTAL CHARGES FOR ESI ID \$124.48 ✓



Customer Name: MATAGORDA COUNTY
 Account Number: 100064844327
 Invoice Number: 054728098311
 Invoice Date: 02/04/2023

615

ESI ID Detail:
 Service Address:
 Product:

201 FM 616 W UNIT SEWLIFT BLESSING, TX 77419
 Fixed Price

ESI ID: 10032789497890130

Meter ID	Days	Read Type	Previous Read Date	Previous Meter Read	Current Read Date	Current Meter Read	Multiplier	Usage (kWh)	Actual kW/kVA	Billed kW/kVA
119426810	29	Actual	01/03/2023	✓ 57,312	01/31/2023	57,338	1.00	26	0	0
TOTAL								26	0	0

Electric Service Commercial

Service Period: 01/03/2023 to 01/31/2023 ✓

TXU Energy Fixed Price

Base Usage	26 kWh @	\$ 0.0377995	\$0.98
Other Charges - November Anc Serv			\$0.02
Market Securitization (Debt) Financing			\$0.02
Other ERCOT Incremental AS Charges			\$0.01

Total Commercial Charges \$1.03

Electric Service Distribution

Service Period: 01/03/2023 to 01/31/2023

Base Charge			\$1.40
Meter Charge			\$4.39
Distribution System Charge	26 kWh @	\$ 0.021093	\$0.55
Transmission Cost Recov Factor	26 kWh @	\$ 0.010116	\$0.26
Distribution Cost Recovery	26 kWh @	\$ 0.008217	\$0.21
Transition Charge (TC3)	26 kWh @	\$ 0.008341	\$0.22
Storm Recovery Charge	26 kWh @	\$ 0.001446	\$0.04
Energy Efficiency	26 kWh @	\$ 0.001042	\$0.03
PUC Assessment			\$0.01

Total Distribution Charges \$7.11

TOTAL CHARGES FOR ESI ID \$8.14 ✓

000004 10/02

Customer Name: MATAGORDA COUNTY
 Account Number: 100064844327
 Invoice Number: 054728098311
 Invoice Date: 02/04/2023

ESI ID Detail:

615

Service Address:

935 STREETLIGHT STLG 400MV BLESSING, TX 77419

ESI ID: 10032789496744773

Product:

Fixed Price

Meter ID	Days	Read Type	Previous Read Date	Previous Meter Read	Current Read Date	Current Meter Read	Multiplier	Usage (kWh)	Actual kW/kVA	Billed kW/kVA
7005911722MV	32	Actual	12/30/2022	0	01/30/2023	✓ 290	1.00	290	-	-
TOTAL								290	0	0

Electric Service Commercial

Service Period: 12/30/2022 to 01/30/2023 ✓

TXU Energy Fixed Price

Base Usage	290 kWh @	\$ 0.0377995	\$10.96
Other Charges - November Anc Serv			\$0.05
Market Securitization (Debt) Financing			\$0.21
Other ERCOT Incremental AS Charges			\$0.12
PUC Assessment			\$0.02

Total Commercial Charges \$11.36

Electric Service Distribution

Service Period: 12/30/2022 to 01/30/2023

Base Charge			\$1.40
Street Lighting - Facilities			\$19.24
Distribution System Charge	290 kWh @	\$ 0.0211034	\$6.12
Transmission Cost Recov Factor	290 kWh @	\$ 0.0101034	\$2.93
Distribution Cost Recovery	290 kWh @	\$ 0.0082069	\$2.38
Transition Charge (TC3)	290 kWh @	\$ 0.0044828	\$1.30
Storm Recovery Charge	290 kWh @	\$ 0.0087241	\$2.53
Storm Recovery Tax Credit	290 kWh @	\$ 0.0005517	\$0.16 CR
Regulatory Asset Recovery	290 kWh @	\$ 0.0002759	\$0.08
PUC Assessment			\$0.05

Total Distribution Charges \$35.87

TOTAL CHARGES FOR ESI ID \$47.23 ✓



Customer Name: MATAGORDA COUNTY
 Account Number: 100064844327
 Invoice Number: 054728098311
 Invoice Date: 02/04/2023

615

ESI ID Detail:

Service Address:
 Product:

932 STREETLIGHT UNIT 175MV BLESSING, TX 77419
 Fixed Price

ESI ID: 10032789496744772

Meter ID	Days	Read Type	Previous Read Date	Previous Meter Read	Current Read Date	Current Meter Read	Multiplier	Usage (kWh)	Actual kW/kVA	Billed kW/kVA
7007144530MV	32	Actual	12/30/2022	0	01/30/2023	✓ 70	1.00	70	-	-
TOTAL								70	0	0

Electric Service Commercial

Service Period: 12/30/2022 to 01/30/2023 ✓

TXU Energy Fixed Price

Base Usage	70 kWh @	\$ 0.0377995	\$2.65
Other Charges - November Anc Serv			\$0.01
Market Securitization (Debt) Financing			\$0.05
Other ERCOT Incremental AS Charges			\$0.03

Total Commercial Charges \$2.74

Electric Service Distribution

Service Period: 12/30/2022 to 01/30/2023

Base Charge			\$1.40
Street Lighting - Facilities			\$5.87
Distribution System Charge	70 kWh @	\$ 0.0211429	\$1.48
Transmission Cost Recov Factor	70 kWh @	\$ 0.0101429	\$0.71
Distribution Cost Recovery	70 kWh @	\$ 0.0082857	\$0.58
Transition Charge (TC3)	70 kWh @	\$ 0.0044286	\$0.31
Storm Recovery Charge	70 kWh @	\$ 0.0087143	\$0.61
Storm Recovery Tax Credit	70 kWh @	\$ 0.0005714	\$0.04 CR
Regulatory Asset Recovery	70 kWh @	\$ 0.0002857	\$0.02
PUC Assessment			\$0.02

Total Distribution Charges \$10.96

TOTAL CHARGES FOR ESI ID \$13.70 ✓

Customer Name: MATAGORDA COUNTY
 Account Number: 100064844327
 Invoice Number: 054728098311
 Invoice Date: 02/04/2023

595

ESI ID Detail:

Service Address: FM 459 UNIT P43 EL MATON, TX 77440
 Product: Fixed Price

ESI ID: 10032789482241440

Meter ID	Days	Read Type	Previous Read Date	Previous Meter Read	Current Read Date	Current Meter Read	Multiplier	Usage (kWh)	Actual kW/kVA	Billed kW/kVA
169715859	32	Actual	12/12/2022	✓ 1,682	01/12/2023	1,783	1.00	101	-	-
TOTAL								101	0	0

Electric Service Commercial

Service Period: 12/12/2022 to 01/12/2023 ✓
 TXU Energy Fixed Price

Base Usage	101 kWh @	\$ 0.0377995	\$3.82
Market Securitization (Debt) Financing			\$0.07
Other ERCOT Incremental AS Charges			\$0.04
PUC Assessment			\$0.01

Total Commercial Charges \$3.94

Electric Service Distribution

Service Period: 12/12/2022 to 01/12/2023

Base Charge			\$1.40
Meter Charge			\$4.39
Distribution System Charge	101 kWh @	\$ 0.021093	\$2.13
Transmission Cost Recov Factor	101 kWh @	\$ 0.010116	\$1.02
Distribution Cost Recovery	101 kWh @	\$ 0.008217	\$0.83
Transition Charge (TC3)	101 kWh @	\$ 0.008341	\$0.84
Storm Recovery Charge	101 kWh @	\$ 0.001446	\$0.15
Storm Recovery Tax Credit	101 kWh @	\$ 0.0001	\$0.01 CR
Regulatory Asset Recovery	101 kWh @	\$ 0.000171	\$0.02
Energy Efficiency	101 kWh @	\$ 0.001042	\$0.11
PUC Assessment			\$0.02

Total Distribution Charges \$10.90

TOTAL CHARGES FOR ESI ID \$14.84 ✓



Customer Name: MATAGORDA COUNTY
 Account Number: 100064844327
 Invoice Number: 054728098311
 Invoice Date: 02/04/2023

615

ESI ID Detail:
 Service Address:
 Product:

190 AVENUE F ODLT 400HPS MARKHAM, TX 77456
 Fixed Price

ESI ID: 10032789476839781

Meter ID	Days	Read Type	Previous Read Date	Previous Meter Read	Current Read Date	Current Meter Read	Multiplier	Usage (kWh)	Actual kW/kVA	Billed kW/kVA
7007105031OT	34	Actual	12/20/2022	0	01/22/2023	✓ 155	1.00	155	-	-
TOTAL								155	0	0

Electric Service Commercial

Service Period: 12/20/2022 to 01/22/2023 ✓

TXU Energy Fixed Price

Base Usage	155 kWh @	\$ 0.0377995	\$5.86
Other Charges - November Anc Serv			\$0.03
Market Securitization (Debt) Financing			\$0.11
Other ERCOT Incremental AS Charges			\$0.06
PUC Assessment			\$0.01

Total Commercial Charges \$6.07

Electric Service Distribution

Service Period: 12/20/2022 to 01/22/2023

Outdoor Lighting - Facilities			\$5.26
Distribution System Charge	155 kWh @	\$ 0.0210968	\$3.27
Transmission Cost Recov Factor	155 kWh @	\$ 0.010129	\$1.57
Distribution Cost Recovery	155 kWh @	\$ 0.0081935	\$1.27
Transition Charge (TC3)	155 kWh @	\$ 0.0083226	\$1.29
Storm Recovery Charge	155 kWh @	\$ 0.0087097	\$1.35
Storm Recovery Tax Credit	155 kWh @	\$ 0.0005806	\$0.09 CR
Regulatory Asset Recovery	155 kWh @	\$ 0.0002581	\$0.04
PUC Assessment			\$0.02

Total Distribution Charges \$13.98

TOTAL CHARGES FOR ESI ID \$20.05 ✓

ANNEX 1 OF 2

Customer Name: MATAGORDA COUNTY
 Account Number: 100064844327
 Invoice Number: 054728098311
 Invoice Date: 02/04/2023

615

ESI ID Detail:

Service Address:

190 AVENUE F UNIT ANNEX MARKHAM, TX 77456

ESI ID: 10032789426253880

Product:

Fixed Price

Meter ID	Days	Read Type	Previous Read Date	Previous Meter Read	Current Read Date	Current Meter Read	Multiplier	Usage (kWh)	Actual kW/kVA	Billed kW/kVA
157911497	34	Actual	12/20/2022	8,663	01/22/2023	8,850	1.00	187	3	0
TOTAL								187	3	0

Electric Service Commercial

Service Period: 12/20/2022 to 01/22/2023 ✓

TXU Energy Fixed Price

Base Usage	187 kWh @	\$ 0.0377995	\$7.07
Other Charges - November Anc Serv			\$0.11
Market Securitization (Debt) Financing			\$0.13
Other ERCOT Incremental AS Charges			\$0.08
PUC Assessment			\$0.01

Total Commercial Charges \$7.40

Electric Service Distribution

Service Period: 12/20/2022 to 01/22/2023

Base Charge			\$1.40
Meter Charge			\$4.39
Distribution System Charge	187 kWh @	\$ 0.021093	\$3.94
Transmission Cost Recov Factor	187 kWh @	\$ 0.010116	\$1.89
Distribution Cost Recovery	187 kWh @	\$ 0.008217	\$1.54
Transition Charge (TC3)	187 kWh @	\$ 0.008341	\$1.56
Storm Recovery Charge	187 kWh @	\$ 0.001446	\$0.27
Storm Recovery Tax Credit	187 kWh @	\$ 0.0001	\$0.02 CR
Regulatory Asset Recovery	187 kWh @	\$ 0.000171	\$0.03
Energy Efficiency	187 kWh @	\$ 0.001042	\$0.19
PUC Assessment			\$0.02

Total Distribution Charges \$15.21

TOTAL CHARGES FOR ESI ID \$22.61 ✓



Customer Name: MATAGORDA COUNTY
 Account Number: 100064844327
 Invoice Number: 054728098311
 Invoice Date: 02/04/2023

615

ESI ID Detail:

Service Address: 190 AVENUE F UNIT COMM CNT MARKHAM, TX 77456
Product: Fixed Price

ESI ID: 10032789476839780

Meter ID	Days	Read Type	Previous Read Date	Previous Meter Read	Current Read Date	Current Meter Read	Multiplier	Usage (kWh)	Actual kW/kVA	Billed kW/kVA
122330835	34	Actual	12/20/2022	✓ 132,235	01/22/2023	134,373	1.00	2,138	26	26
TOTAL								2,138	26	26

Electric Service Commercial

Service Period: 12/20/2022 to 01/22/2023 ✓

TXU Energy Fixed Price

Base Usage	2,138 kWh @	\$ 0.0377995	\$80.82
Other Charges - November Anc Serv			\$0.81
Market Securitization (Debt) Financing			\$1.52
Other ERCOT Incremental AS Charges			\$0.88
PUC Assessment			\$0.14

Total Commercial Charges \$84.17

Electric Service Distribution

Service Period: 12/20/2022 to 01/22/2023

Base Charge			\$2.02
Meter Charge			\$12.67
Distribution System Charge	26 kW @	\$ 4.869	\$126.59
Transmission Cost Recov Factor	26 kW @	\$ 4.174454	\$108.54
Distribution Cost Recovery	26 kW @	\$ 0.925306	\$24.06
Transition Charge (TC3)	2,138 kWh @	\$ 0.008341	\$17.83
Storm Recovery Charge	26 kW @	\$ 0.318255	\$8.27
Storm Recovery Tax Credit	26 kW @	\$ 0.020105	\$0.52 CR
Regulatory Asset Recovery	26 kW @	\$ 0.052535	\$1.37
Energy Efficiency	2,138 kWh @	\$ 0.001142	\$2.44
PUC Assessment			\$0.46

Total Distribution Charges \$303.73

TOTAL CHARGES FOR ESI ID \$387.90 ✓

Customer Name: MATAGORDA COUNTY
 Account Number: 100064844327
 Invoice Number: 054728098311
 Invoice Date: 02/04/2023

615

ESI ID Detail:

Service Address: 190 AVENUE F UNIT FIRESTA MARKHAM, TX 77456
 Product: Fixed Price

ESI ID: 10032789487564611

Meter ID	Days	Read Type	Previous Read Date	Previous Meter Read	Current Read Date	Current Meter Read	Multiplier	Usage (kWh)	Actual kW/kVA	Billed kW/kVA
122291027	34	Actual	12/20/2022	✓ 61,803	01/22/2023	62,409	1.00	606	-	-
TOTAL								606	0	0

Electric Service Commercial

Service Period: 12/20/2022 to 01/22/2023 ✓

TXU Energy Fixed Price

Base Usage	606 kWh @	\$ 0.0377995	\$22.91
Other Charges - November Anc Serv			\$0.25
Market Securitization (Debt) Financing			\$0.44
Other ERCOT Incremental AS Charges			\$0.25
PUC Assessment			\$0.04

Total Commercial Charges \$23.89

Electric Service Distribution

Service Period: 12/20/2022 to 01/22/2023

Base Charge			\$1.40
Meter Charge			\$4.39
Distribution System Charge	606 kWh @	\$ 0.021093	\$12.78
Transmission Cost Recov Factor	606 kWh @	\$ 0.010116	\$6.13
Distribution Cost Recovery	606 kWh @	\$ 0.008217	\$4.98
Transition Charge (TC3)	606 kWh @	\$ 0.008341	\$5.05
Storm Recovery Charge	606 kWh @	\$ 0.001446	\$0.88
Storm Recovery Tax Credit	606 kWh @	\$ 0.0001	\$0.06 CR
Regulatory Asset Recovery	606 kWh @	\$ 0.000171	\$0.10
Energy Efficiency	606 kWh @	\$ 0.001042	\$0.63
PUC Assessment			\$0.05

Total Distribution Charges \$36.33

TOTAL CHARGES FOR ESI ID \$60.22 ✓



Customer Name: MATAGORDA COUNTY
 Account Number: 100064844327
 Invoice Number: 054728098311
 Invoice Date: 02/04/2023

464

ESI ID Detail:
 Service Address:
 Product:

190 AVENUE F UNIT JP OFF MARKHAM, TX 77456
 Fixed Price

ESI ID: 10032789461015050

Meter ID	Days	Read Type	Previous Read Date	Previous Meter Read	Current Read Date	Current Meter Read	Multiplier	Usage (kWh)	Actual kW/kVA	Billed kW/kVA
163788084	34	Actual	12/20/2022	21,137	01/22/2023	21,718	1.00	581	-	-
TOTAL								581	0	0

Electric Service Commercial

Service Period: 12/20/2022 to 01/22/2023 ✓

TXU Energy Fixed Price

Base Usage	581 kWh @	\$ 0.0377995	\$21.96
Other Charges - November Anc Serv			\$0.29
Market Securitization (Debt) Financing			\$0.41
Other ERCOT Incremental AS Charges			\$0.24
PUC Assessment			\$0.04

Total Commercial Charges \$22.94

Electric Service Distribution

Service Period: 12/20/2022 to 01/22/2023

Base Charge			\$1.40
Meter Charge			\$4.39
Distribution System Charge	581 kWh @	\$ 0.021093	\$12.26
Transmission Cost Recov Factor	581 kWh @	\$ 0.010116	\$5.88
Distribution Cost Recovery	581 kWh @	\$ 0.008217	\$4.77
Transition Charge (TC3)	581 kWh @	\$ 0.008341	\$4.85
Storm Recovery Charge	581 kWh @	\$ 0.001446	\$0.84
Storm Recovery Tax Credit	581 kWh @	\$ 0.0001	\$0.06 CR
Regulatory Asset Recovery	581 kWh @	\$ 0.000171	\$0.10
Energy Efficiency	581 kWh @	\$ 0.001042	\$0.61
PUC Assessment			\$0.05

Total Distribution Charges \$35.09

TOTAL CHARGES FOR ESI ID \$58.03 ✓

0000154 23/25

Customer Name: MATAGORDA COUNTY
 Account Number: 100064844327
 Invoice Number: 054728098311
 Invoice Date: 02/04/2023

ESI ID Detail:

Service Address:

1203 COUNTY ROAD 243 UNIT FIRESTA MATAGORDA, TX 77457

ESI ID: 10032789427413670

Product:

Fixed Price

613

Meter ID	Days	Read Type	Previous Read Date	Previous Meter Read	Current Read Date	Current Meter Read	Multiplier	Usage (kWh)	Actual kW/kVA	Billed kW/kVA
122279171	34	Actual	12/16/2022	✓ 45,907	01/18/2023	46,421	1.00	514	8	8
TOTAL								514	8	8

Electric Service Commercial

Service Period: 12/16/2022 to 01/18/2023 ✓

TXU Energy Fixed Price

Base Usage	514 kWh @	\$ 0.0377995	\$19.43
Other Charges - November Anc Serv			\$0.20
Market Securitization (Debt) Financing			\$0.36
Other ERCOT Incremental AS Charges			\$0.21
PUC Assessment			\$0.03

Total Commercial Charges	\$20.23
---------------------------------	----------------

Electric Service Distribution

Service Period: 12/16/2022 to 01/18/2023

Base Charge		\$2.02
Meter Charge		\$12.67
Distribution System Charge	8.3 kW @	\$ 4.869
Transmission Cost Recov Factor	8.3 kW @	\$ 4.174454
Distribution Cost Recovery	8.3 kW @	\$ 0.925306
Transition Charge (TC3)	10.3 kW @	\$ 0.794383
Storm Recovery Charge	10.3 kW @	\$ 0.318255
Storm Recovery Tax Credit	10.3 kW @	\$ 0.020105
Regulatory Asset Recovery	8.3 kW @	\$ 0.052535
Energy Efficiency	514 kWh @	\$ 0.001142
PUC Assessment		\$0.16

Total Distribution Charges	\$109.87
-----------------------------------	-----------------

TOTAL CHARGES FOR ESI ID	\$130.10 ✓
---------------------------------	-------------------



Customer Name: MATAGORDA COUNTY
 Account Number: 100064844327
 Invoice Number: 054728098311
 Invoice Date: 02/04/2023

462

ESI ID Detail:

Service Address:
Product:

18 COUNTY ROAD 252 MATAGORDA, TX 77457
 Fixed Price

ESI ID: 10032789403973976

Meter ID	Days	Read Type	Previous Read Date	Previous Meter Read	Current Read Date	Current Meter Read	Multiplier	Usage (kWh)	Actual kW/kVA	Billed kW/kVA
119711668	32	Actual	12/19/2022	✓ 172,394	01/19/2023	172,498	1.00	104	9	0
TOTAL								104	9	0

Electric Service Commercial

Service Period: 12/19/2022 to 01/19/2023 ✓

TXU Energy Fixed Price

Base Usage	104 kWh @	\$ 0.0377995	\$3.93
Other Charges - November Anc Serv			\$0.15
Market Securitization (Debt) Financing			\$0.07
Other ERCOT Incremental AS Charges			\$0.04
PUC Assessment			\$0.01

Total Commercial Charges \$4.20

Electric Service Distribution

Service Period: 12/19/2022 to 01/19/2023

Base Charge		\$1.40
Meter Charge		\$4.39
Distribution System Charge	104 kWh @	\$ 0.021093 \$2.19
Transmission Cost Recov Factor	104 kWh @	\$ 0.010116 \$1.05
Distribution Cost Recovery	104 kWh @	\$ 0.008217 \$0.85
Transition Charge (TC3)	104 kWh @	\$ 0.008341 \$0.87
Storm Recovery Charge	104 kWh @	\$ 0.001446 \$0.15
Storm Recovery Tax Credit	104 kWh @	\$ 0.0001 \$0.01 CR
Regulatory Asset Recovery	104 kWh @	\$ 0.000171 \$0.02
Energy Efficiency	104 kWh @	\$ 0.001042 \$0.11
PUC Assessment		\$0.02

Total Distribution Charges \$11.04

TOTAL CHARGES FOR ESI ID \$15.24 ✓

Customer Name: MATAGORDA COUNTY
 Account Number: 100064844327
 Invoice Number: 054728098311
 Invoice Date: 02/04/2023

ESI ID Detail: **613**

Service Address: 414 FISHER MATAGORDA, TX 77457
 Product: Fixed Price

ESI ID: 10032789427542180

Meter ID	Days	Read Type	Previous Read Date	Previous Meter Read	Current Read Date	Current Meter Read	Multiplier	Usage (kWh)	Actual kW/kVA	Billed kW/kVA
200527912	32	Actual	12/19/2022	✓ 3	01/19/2023	3	1.00	0	-	-
TOTAL								0	0	0

Electric Service Commercial

Service Period: 12/19/2022 to 01/19/2023 ✓
 TXU Energy Fixed Price
 No Usage

\$0.00

Total Commercial Charges \$0.00

Electric Service Distribution

Service Period: 12/19/2022 to 01/19/2023
 Base Charge
 Meter Charge
 PUC Assessment

\$1.40
 \$4.39
 \$0.01

Total Distribution Charges \$5.80

TOTAL CHARGES FOR ESI ID \$5.80 ✓

02/04/2023





Customer Name: MATAGORDA COUNTY
 Account Number: 100064844327
 Invoice Number: 054728098311
 Invoice Date: 02/04/2023

595

ESI ID Detail:

Service Address:
 Product:

OLD GULF RD UNIT STATION COLLCT STA MATAGORDA, TX 77457
 Fixed Price

ESI ID: 10032789494278861

Meter ID	Days	Read Type	Previous Read Date	Previous Meter Read	Current Read Date	Current Meter Read	Multiplier	Usage (kWh)	Actual kW/kVA	Billed kW/kVA
119431822	34	Actual	12/15/2022	✓ 2,498	01/17/2023	2,498	1.00	0	0	0
TOTAL								0	0	0

Electric Service Commercial

Service Period: 12/15/2022 to 01/17/2023 ✓
 TXU Energy Fixed Price
 Other Charges - November Anc Serv

\$0.01

Total Commercial Charges	\$0.01
---------------------------------	---------------

Electric Service Distribution

Service Period: 12/15/2022 to 01/17/2023
 Base Charge
 Meter Charge
 PUC Assessment

\$1.40
 \$4.39
 \$0.01

Total Distribution Charges	\$5.80
-----------------------------------	---------------

TOTAL CHARGES FOR ESI ID	\$5.81 ✓
---------------------------------	-----------------

Customer Name: MATAGORDA COUNTY
 Account Number: 100064844327
 Invoice Number: 054728098311
 Invoice Date: 02/04/2023

ESI ID Detail:

613

Service Address:

115 LAUREL MATAGORDA, TX 77457

ESI ID: 10032789495257641

Product:

Fixed Price

Meter ID	Days	Read Type	Previous Read Date	Previous Meter Read	Current Read Date	Current Meter Read	Multiplier	Usage (kWh)	Actual kW/kVA	Billed kW/kVA
120726105	32	Actual	12/19/2022	✓ 2,734	01/19/2023	2,738	1.00	4	0	0
TOTAL								4	0	0

Electric Service Commercial

Service Period: 12/19/2022 to 01/19/2023 ✓

TXU Energy Fixed Price

Base Usage 4 kWh @ \$ 0.0377995 \$0.15
 Other Charges - November Anc Serv \$0.02

Total Commercial Charges	\$0.17
---------------------------------	---------------

Electric Service Distribution

Service Period: 12/19/2022 to 01/19/2023

Base Charge \$1.40
 Meter Charge \$4.39
 Distribution System Charge 4 kWh @ \$ 0.021093 \$0.08
 Transmission Cost Recov Factor 4 kWh @ \$ 0.010116 \$0.04
 Distribution Cost Recovery 4 kWh @ \$ 0.008217 \$0.03
 Transition Charge (TC3) 4 kWh @ \$ 0.008341 \$0.03
 Storm Recovery Charge 4 kWh @ \$ 0.001446 \$0.01
 PUC Assessment \$0.01

Total Distribution Charges	\$5.99
-----------------------------------	---------------

TOTAL CHARGES FOR ESI ID	\$6.16 ✓
---------------------------------	-----------------



Customer Name: MATAGORDA COUNTY
 Account Number: 100064844327
 Invoice Number: 054728098311
 Invoice Date: 02/04/2023

613

ESI ID Detail:

Service Address:
 Product:

772 LAUREL SEASONAL METER MATAGORDA, TX 77457
 Fixed Price

ESI ID: 10032789417127397

Meter ID	Days	Read Type	Previous Read Date	Previous Meter Read	Current Read Date	Current Meter Read	Multiplier	Usage (kWh)	Actual kW/kVA	Billed kW/kVA
148896249	32	Actual	12/19/2022	✓ 2,044	01/19/2023	2,044	1.00	0	0	0
TOTAL								0	0	0

Electric Service Commercial

Service Period: 12/19/2022 to 01/19/2023 ✓
 TXU Energy Fixed Price
 No Usage

\$0.00

Total Commercial Charges \$0.00

Electric Service Distribution

Service Period: 12/19/2022 to 01/19/2023
 Base Charge
 Meter Charge
 PUC Assessment

\$1.40
 \$4.39
 \$0.01

Total Distribution Charges \$5.80

TOTAL CHARGES FOR ESI ID \$5.80 ✓

Customer Name: MATAGORDA COUNTY
 Account Number: 100064844327
 Invoice Number: 054728098311
 Invoice Date: 02/04/2023

ESI ID Detail:
 Service Address:
 Product:

613

MAGNOLIA ST ODLT 150HPS MATAGORDA, TX 77457
 Fixed Price

ESI ID: 10032789419199850

Meter ID	Days	Read Type	Previous Read Date	Previous Meter Read	Current Read Date	Current Meter Read	Multiplier	Usage (kWh)	Actual kW/kVA	Billed kW/kVA
7006973193SD	32	Actual	12/19/2022	0	01/19/2023	✓ 57	1.00	57	-	-
TOTAL								57	0	0

Electric Service Commercial

Service Period: 12/19/2022 to 01/19/2023 ✓
 TXU Energy Fixed Price

Base Usage	57 kWh @	\$ 0.0377995	\$2.15
Other Charges - November Anc Serv			\$0.01
Market Securitization (Debt) Financing			\$0.04
Other ERCOT Incremental AS Charges			\$0.02

Total Commercial Charges	\$2.22
---------------------------------	---------------

Electric Service Distribution

Service Period: 12/19/2022 to 01/19/2023

Outdoor Lighting - Facilities			\$4.51
Distribution System Charge	57 kWh @	\$ 0.0210526	\$1.20
Transmission Cost Recov Factor	57 kWh @	\$ 0.0101754	\$0.58
Distribution Cost Recovery	57 kWh @	\$ 0.0082456	\$0.47
Transition Charge (TC3)	57 kWh @	\$ 0.0084211	\$0.48
Storm Recovery Charge	57 kWh @	\$ 0.0087719	\$0.50
Storm Recovery Tax Credit	57 kWh @	\$ 0.0005263	\$0.03 CR
Regulatory Asset Recovery	57 kWh @	\$ 0.0003509	\$0.02
PUC Assessment			\$0.01

Total Distribution Charges	\$7.74
-----------------------------------	---------------

TOTAL CHARGES FOR ESI ID	\$9.96 ✓
---------------------------------	-----------------

02/04/2023 10:00:00 AM



Customer Name: MATAGORDA COUNTY
 Account Number: 100064844327
 Invoice Number: 054728098311
 Invoice Date: 02/04/2023

613

ESI ID Detail:

Service Address:
 Product:

487 MAGNOLIA ST UNIT COUNTY MATAGORDA, TX 77457
 Fixed Price

ESI ID: 10032789414370120

Meter ID	Days	Read Type	Previous Read Date	Previous Meter Read	Current Read Date	Current Meter Read	Multiplier	Usage (kWh)	Actual kW/kVA	Billed kW/kVA
122332798	32	Actual	12/19/2022	✓ 126,710	01/19/2023	127,286	1.00	576	7	0
TOTAL								576	7	0

Electric Service Commercial

Service Period: 12/19/2022 to 01/19/2023 ✓

TXU Energy Fixed Price

Base Usage	576 kWh @	\$ 0.0377995	\$21.77
Other Charges - November Anc Serv			\$0.37
Market Securitization (Debt) Financing			\$0.41
Other ERCOT Incremental AS Charges			\$0.24
PUC Assessment			\$0.04

Total Commercial Charges \$22.83

Electric Service Distribution

Service Period: 12/19/2022 to 01/19/2023

Base Charge			\$1.40
Meter Charge			\$4.39
Distribution System Charge	576 kWh @	\$ 0.021093	\$12.15
Transmission Cost Recov Factor	576 kWh @	\$ 0.010116	\$5.83
Distribution Cost Recovery	576 kWh @	\$ 0.008217	\$4.73
Transition Charge (TC3)	576 kWh @	\$ 0.008341	\$4.80
Storm Recovery Charge	576 kWh @	\$ 0.001446	\$0.83
Storm Recovery Tax Credit	576 kWh @	\$ 0.0001	\$0.06 CR
Regulatory Asset Recovery	576 kWh @	\$ 0.000171	\$0.10
Energy Efficiency	576 kWh @	\$ 0.001042	\$0.60
PUC Assessment			\$0.05

Total Distribution Charges \$34.82

TOTAL CHARGES FOR ESI ID \$57.65 ✓

000064 27/25

Customer Name: MATAGORDA COUNTY
 Account Number: 100064844327
 Invoice Number: 054728098311
 Invoice Date: 02/04/2023

613

ESI ID Detail:

Service Address:

637 MARKET ST UNIT FIRESTA MATAGORDA, TX 77457

ESI ID: 10032789446568110

Product:

Fixed Price

Meter ID	Days	Read Type	Previous Read Date	Previous Meter Read	Current Read Date	Current Meter Read	Multiplier	Usage (kWh)	Actual kW/kVA	Billed kW/kVA
122330875	32	Actual	12/19/2022	✓ 156,024	01/19/2023	157,301	1.00	1,277	15	15
TOTAL								1,277	15	15

Electric Service Commercial

Service Period: 12/19/2022 to 01/19/2023 ✓

TXU Energy Fixed Price

Base Usage	1,277 kWh @	\$ 0.0377995	\$48.27
Other Charges - November Anc Serv			\$0.52
Market Securitization (Debt) Financing			\$0.91
Other ERCOT Incremental AS Charges			\$0.52
PUC Assessment			\$0.08

Total Commercial Charges \$50.30

Electric Service Distribution

Service Period: 12/19/2022 to 01/19/2023

Base Charge			\$2.02
Meter Charge			\$12.67
Distribution System Charge	15.4 kW @	\$ 4.869	\$74.98
Transmission Cost Recov Factor	15.4 kW @	\$ 4.174454	\$64.29
Distribution Cost Recovery	15.4 kW @	\$ 0.925306	\$14.25
Transition Charge (TC3)	1,277 kWh @	\$ 0.008341	\$10.65
Storm Recovery Charge	18.4 kW @	\$ 0.318255	\$5.86
Storm Recovery Tax Credit	18.4 kW @	\$ 0.020105	\$0.37 CR
Regulatory Asset Recovery	15.4 kW @	\$ 0.052535	\$0.81
Energy Efficiency	1,277 kWh @	\$ 0.001142	\$1.46
PUC Assessment			\$0.28

Total Distribution Charges \$186.90

TOTAL CHARGES FOR ESI ID \$237.20 ✓



Customer Name: MATAGORDA COUNTY
 Account Number: 100064844327
 Invoice Number: 054728098311
 Invoice Date: 02/04/2023

662

ESI ID Detail:

Service Address:

2 RIVER BEND ODLT 400HPS MATAGORDA, TX 77457

ESI ID: 10032789432664941

Product:

Fixed Price

Meter ID	Days	Read Type	Previous Read Date	Previous Meter Read	Current Read Date	Current Meter Read	Multiplier	Usage (kWh)	Actual kW/kVA	Billed kW/kVA
7006992918SD	32	Actual	12/19/2022	0	01/19/2023	✓ 155	1.00	155	-	-
TOTAL								155	0	0

Electric Service Commercial

Service Period: 12/19/2022 to 01/19/2023 ✓

TXU Energy Fixed Price

Base Usage	155 kWh @	\$ 0.0377995	\$5.86
Other Charges - November Anc Serv			\$0.03
Market Securitization (Debt) Financing			\$0.11
Other ERCOT Incremental AS Charges			\$0.06
PUC Assessment			\$0.01

Total Commercial Charges \$6.07

Electric Service Distribution

Service Period: 12/19/2022 to 01/19/2023

Outdoor Lighting - Facilities			\$5.26
Distribution System Charge	155 kWh @	\$ 0.0210968	\$3.27
Transmission Cost Recov Factor	155 kWh @	\$ 0.010129	\$1.57
Distribution Cost Recovery	155 kWh @	\$ 0.0081935	\$1.27
Transition Charge (TC3)	155 kWh @	\$ 0.0083226	\$1.29
Storm Recovery Charge	155 kWh @	\$ 0.0087097	\$1.35
Storm Recovery Tax Credit	155 kWh @	\$ 0.0005806	\$0.09 CR
Regulatory Asset Recovery	155 kWh @	\$ 0.0002581	\$0.04
PUC Assessment			\$0.02

Total Distribution Charges \$13.98

TOTAL CHARGES FOR ESI ID \$20.05 ✓

Customer Name: MATAGORDA COUNTY
 Account Number: 100064844327
 Invoice Number: 054728098311
 Invoice Date: 02/04/2023

ESI ID Detail:
 Service Address:
 Product:

615

HIGHWAY 111 ODL MIDFIELD, TX 77458
 Fixed Price

ESI ID: 10032789492176731

Meter ID	Days	Read Type	Previous Read Date	Previous Meter Read	Current Read Date	Current Meter Read	Multiplier	Usage (kWh)	Actual kW/kVA	Billed kW/kVA
7007147859SD	32	Actual	12/05/2022	0	01/05/2023	✓ 104	1.00	104	-	-
TOTAL								104	0	0

Electric Service Commercial

Service Period: 12/05/2022 to 01/05/2023 ✓
 TXU Energy Fixed Price

Base Usage	104 kWh @	\$ 0.0377995	\$3.93
Other Charges - September Anc Serv			\$0.02
Other Charges - October Anc Serv			\$0.06
Market Securitization (Debt) Financing			\$0.08
Other ERCOT Incremental AS Charges			\$0.02
PUC Assessment			\$0.01

Total Commercial Charges \$4.12

Electric Service Distribution

Service Period: 12/05/2022 to 01/05/2023

Outdoor Lighting - Facilities			\$4.98
Distribution System Charge	104 kWh @	\$ 0.0210577	\$2.19
Transmission Cost Recov Factor	104 kWh @	\$ 0.0100962	\$1.05
Distribution Cost Recovery	104 kWh @	\$ 0.0081731	\$0.85
Transition Charge (TC3)	104 kWh @	\$ 0.0083654	\$0.87
Storm Recovery Charge	104 kWh @	\$ 0.00875	\$0.91
Storm Recovery Tax Credit	104 kWh @	\$ 0.0005769	\$0.06 CR
Regulatory Asset Recovery	104 kWh @	\$ 0.0002885	\$0.03
PUC Assessment			\$0.02

Total Distribution Charges \$10.84

TOTAL CHARGES FOR ESI ID \$14.96 ✓

DST 0007/2061





Customer Name: MATAGORDA COUNTY
 Account Number: 100064844327
 Invoice Number: 054728098311
 Invoice Date: 02/04/2023

615

ESI ID Detail:
 Service Address:
 Product:

110 JUNETTA AVE MIDFIELD, TX 77458
 Fixed Price

ESI ID: 10032789459047060

Meter ID	Days	Read Type	Previous Read Date	Previous Meter Read	Current Read Date	Current Meter Read	Multiplier	Usage (kWh)	Actual kW/kVA	Billed kW/kVA
157104699	32	Actual	12/05/2022	✓ 7,888	01/05/2023	9,126	1.00	1,238	21	21
TOTAL								1,238	21	21

Electric Service Commercial

Service Period: 12/05/2022 to 01/05/2023 ✓

TXU Energy Fixed Price

Base Usage	1,238 kWh @	\$ 0.0377995	\$46.80
Other Charges - September Anc Serv			\$0.08
Other Charges - October Anc Serv			\$0.16
Market Securitization (Debt) Financing			\$0.96
Other ERCOT Incremental AS Charges			\$0.26
PUC Assessment			\$0.08

Total Commercial Charges \$48.34

Electric Service Distribution

Service Period: 12/05/2022 to 01/05/2023

Base Charge			\$2.02
Meter Charge			\$12.67
Distribution System Charge	21.3 kW @	\$ 4.869	\$103.71
Transmission Cost Recov Factor	21.3 kW @	\$ 4.174454	\$88.92
Distribution Cost Recovery	21.3 kW @	\$ 0.925306	\$19.71
Transition Charge (TC3)	1,238 kWh @	\$ 0.008341	\$10.33
Storm Recovery Charge	21.3 kW @	\$ 0.318255	\$6.78
Storm Recovery Tax Credit	21.3 kW @	\$ 0.020105	\$0.43 CR
Regulatory Asset Recovery	21.3 kW @	\$ 0.052535	\$1.12
Energy Efficiency	1,238 kWh @	\$ 0.001142	\$1.41
PUC Assessment			\$0.38

Total Distribution Charges \$246.62

TOTAL CHARGES FOR ESI ID \$294.96 ✓

Customer Name: MATAGORDA COUNTY
 Account Number: 100064844327
 Invoice Number: 054728098311
 Invoice Date: 02/04/2023

6215

ESI ID Detail:

Service Address:
 Product:

110 JUNETTA ODLT 150HPS AL MIDFIELD, TX 77458
 Fixed Price

ESI ID: 10032789459047061

Meter ID	Days	Read Type	Previous Read Date	Previous Meter Read	Current Read Date	Current Meter Read	Multiplier	Usage (kWh)	Actual kW/kVA	Billed kW/kVA
7007074246SD	32	Actual	12/05/2022	0	01/05/2023	✓ 57	1.00	57	-	-
TOTAL								57	0	0

Electric Service Commercial

Service Period: 12/05/2022 to 01/05/2023 ✓

TXU Energy Fixed Price

Base Usage	57 kWh @	\$ 0.0377995	\$2.16
Other Charges - September Anc Serv			\$0.01
Other Charges - October Anc Serv			\$0.03
Market Securitization (Debt) Financing			\$0.04
Other ERCOT Incremental AS Charges			\$0.01

Total Commercial Charges	\$2.25
---------------------------------	---------------

Electric Service Distribution

Service Period: 12/05/2022 to 01/05/2023

Outdoor Lighting - Facilities			\$4.51
Distribution System Charge	57 kWh @	\$ 0.0210526	\$1.20
Transmission Cost Recov Factor	57 kWh @	\$ 0.0101754	\$0.58
Distribution Cost Recovery	57 kWh @	\$ 0.0082456	\$0.47
Transition Charge (TC3)	57 kWh @	\$ 0.0084211	\$0.48
Storm Recovery Charge	57 kWh @	\$ 0.0087719	\$0.50
Storm Recovery Tax Credit	57 kWh @	\$ 0.0005263	\$0.03 CR
Regulatory Asset Recovery	57 kWh @	\$ 0.0003509	\$0.02
PUC Assessment			\$0.01

Total Distribution Charges	\$7.74
-----------------------------------	---------------

TOTAL CHARGES FOR ESI ID	\$9.99 ✓
---------------------------------	-----------------



Customer Name: MATAGORDA COUNTY
 Account Number: 100064844327
 Invoice Number: 054728098311
 Invoice Date: 02/04/2023

615

ESI ID Detail:

Service Address:

RAWLS ODL MIDFIELD, TX 77458

ESI ID: 10032789461418841

Product:

Fixed Price

Meter ID	Days	Read Type	Previous Read Date	Previous Meter Read	Current Read Date	Current Meter Read	Multiplier	Usage (kWh)	Actual kW/kVA	Billed kW/kVA
7007068113SD	32	Actual	12/05/2022	0	01/05/2023	✓ 104	1.00	104	-	-
TOTAL								104	0	0

Electric Service Commercial

Service Period: 12/05/2022 to 01/05/2023 ✓

TXU Energy Fixed Price

Base Usage	104 kWh @	\$ 0.0377995	\$3.93
Other Charges - September Anc Serv			\$0.02
Other Charges - October Anc Serv			\$0.06
Market Securitization (Debt) Financing			\$0.08
Other ERCOT Incremental AS Charges			\$0.02
PUC Assessment			\$0.01

Total Commercial Charges	\$4.12
---------------------------------	---------------

Electric Service Distribution

Service Period: 12/05/2022 to 01/05/2023

Outdoor Lighting - Facilities			\$4.98
Distribution System Charge	104 kWh @	\$ 0.0210577	\$2.19
Transmission Cost Recov Factor	104 kWh @	\$ 0.0100962	\$1.05
Distribution Cost Recovery	104 kWh @	\$ 0.0081731	\$0.85
Transition Charge (TC3)	104 kWh @	\$ 0.0027885	\$0.29
Storm Recovery Charge	104 kWh @	\$ 0.00875	\$0.91
Storm Recovery Tax Credit	104 kWh @	\$ 0.0005769	\$0.06 CR
Regulatory Asset Recovery	104 kWh @	\$ 0.0002885	\$0.03
PUC Assessment			\$0.02

Total Distribution Charges	\$10.26
-----------------------------------	----------------

TOTAL CHARGES FOR ESI ID	\$14.38 ✓
---------------------------------	------------------

Customer Name: MATAGORDA COUNTY
 Account Number: 100064844327
 Invoice Number: 054728098311
 Invoice Date: 02/04/2023

ESI ID Detail:

615

Service Address:
 Product:

RAWLS UNIT FIRESTA MIDFIELD, TX 77458
 Fixed Price

ESI ID: 10032789433412700

Meter ID	Days	Read Type	Previous Read Date	Previous Meter Read	Current Read Date	Current Meter Read	Multiplier	Usage (kWh)	Actual kW/kVA	Billed kW/kVA
136592656	32	Actual	12/05/2022	✓ 136,955	01/05/2023	141,289	1.00	4,334	22	22
TOTAL								4,334	22	22

Electric Service Commercial

Service Period: 12/05/2022 to 01/05/2023 ✓
 TXU Energy Fixed Price

Base Usage	4,334 kWh @	\$ 0.0377995	\$163.82
Other Charges - September Anc Serv			\$1.68
Other Charges - October Anc Serv			\$3.58
Market Securitization (Debt) Financing			\$3.36
Other ERCOT Incremental AS Charges			\$0.92
PUC Assessment			\$0.29

Total Commercial Charges \$173.65

Electric Service Distribution

Service Period: 12/05/2022 to 01/05/2023

Base Charge			\$2.02
Meter Charge			\$12.67
Distribution System Charge	21.6 kW @	\$ 4.869	\$105.17
Transmission Cost Recov Factor	21.6 kW @	\$ 4.174454	\$90.17
Distribution Cost Recovery	21.6 kW @	\$ 0.925306	\$19.99
Transition Charge (TC3)	4,334 kWh @	\$ 0.008341	\$36.15
Storm Recovery Charge	21.6 kW @	\$ 0.318255	\$6.87
Storm Recovery Tax Credit	21.6 kW @	\$ 0.020105	\$0.43 CR
Regulatory Asset Recovery	21.6 kW @	\$ 0.052535	\$1.13
Energy Efficiency	4,334 kWh @	\$ 0.001142	\$4.95
PUC Assessment			\$0.39

Total Distribution Charges \$279.08

TOTAL CHARGES FOR ESI ID \$452.73 ✓



Customer Name: MATAGORDA COUNTY
 Account Number: 100064844327
 Invoice Number: 054728098311
 Invoice Date: 02/04/2023

615

ESI ID Detail:
 Service Address:
 Product:

955 STREETLIGHT STLG MIDFIELD, TX 77458
 Fixed Price

ESI ID: 10032789441468646

Meter ID	Days	Read Type	Previous Read Date	Previous Meter Read	Current Read Date	Current Meter Read	Multiplier	Usage (kWh)	Actual kW/kVA	Billed kW/kVA
7005524968SD	32	Actual	12/29/2022	0	01/29/2023	✓ 367	1.00	367	-	-
TOTAL								367	0	0

Electric Service Commercial

Service Period: 12/29/2022 to 01/29/2023 ✓

TXU Energy Fixed Price

Base Usage	367 kWh @ \$ 0.0377995	\$13.87
Other Charges - November Anc Serv		\$0.07
Market Securitization (Debt) Financing		\$0.26
Other ERCOT Incremental AS Charges		\$0.15
PUC Assessment		\$0.02

Total Commercial Charges: \$14.37

Electric Service Distribution

Service Period: 12/29/2022 to 01/29/2023

Base Charge		\$1.40
Street Lighting - Facilities		\$7.02
Distribution System Charge	367 kWh @ \$ 0.0210899	\$7.74
Transmission Cost Recov Factor	367 kWh @ \$ 0.010109	\$3.71
Distribution Cost Recovery	367 kWh @ \$ 0.0082289	\$3.02
Transition Charge (TC3)	367 kWh @ \$ 0.0044959	\$1.65
Storm Recovery Charge	367 kWh @ \$ 0.0087193	\$3.20
Storm Recovery Tax Credit	367 kWh @ \$ 0.0005722	\$0.21 CR
Regulatory Asset Recovery	367 kWh @ \$ 0.0002725	\$0.10
PUC Assessment		\$0.04

Total Distribution Charges: \$27.67

TOTAL CHARGES FOR ESI ID: \$42.04 ✓



Customer Name: MATAGORDA COUNTY
 Account Number: 100064844327
 Invoice Number: 054728098311
 Invoice Date: 02/04/2023

512

ESI ID Detail:

Service Address:

405 COMMERCE ST PALACIOS, TX 77465-5468

ESI ID: 10032789440808411

Product:

Fixed Price

Meter ID	Days	Read Type	Previous Read Date	Previous Meter Read	Current Read Date	Current Meter Read	Multiplier	Usage (kWh)	Actual kW/kVA	Billed kW/kVA
119430885	34	Actual	12/21/2022	✓ 660,454	01/23/2023	663,835	1.00	3,381	11	11
TOTAL								3,381	11	11

Electric Service Commercial

Service Period: 12/21/2022 to 01/23/2023 ✓

TXU Energy Fixed Price

Base Usage	3,381 kWh @	\$ 0.0377995	\$127.80
Other Charges - November Anc Serv			\$1.58
Market Securitization (Debt) Financing			\$2.41
Other ERCOT Incremental AS Charges			\$1.38
PUC Assessment			\$0.22
Gross Receipts Reimb			\$1.44

Total Commercial Charges \$134.83

Electric Service Distribution

Service Period: 12/21/2022 to 01/23/2023

Base Charge			\$2.02
Meter Charge			\$12.67
Distribution System Charge	11.2 kW @	\$ 4.869	\$54.53
Transmission Cost Recov Factor	11.2 kW @	\$ 4.174454	\$46.75
Distribution Cost Recovery	11.2 kW @	\$ 0.925306	\$10.36
Transition Charge (TC3)	3,381 kWh @	\$ 0.008341	\$28.20
Storm Recovery Charge	13.8 kW @	\$ 0.318255	\$4.39
Storm Recovery Tax Credit	13.8 kW @	\$ 0.020105	\$0.28 CR
Regulatory Asset Recovery	11.2 kW @	\$ 0.052535	\$0.59
Energy Efficiency	3,381 kWh @	\$ 0.001142	\$3.86
PUC Assessment			\$0.22
Gross Receipts Reimb			\$1.41

Total Distribution Charges \$164.72

TOTAL CHARGES FOR ESI ID \$299.55 ✓



Customer Name: MATAGORDA COUNTY
 Account Number: 100064844327
 Invoice Number: 054728098311
 Invoice Date: 02/04/2023

ESI ID Detail:

660

Service Address:
 Product:

FM 521 ODLT 400HPS PALACIOS, TX 77465
 Fixed Price

ESI ID: 10032789465240600

Meter ID	Days	Read Type	Previous Read Date	Previous Meter Read	Current Read Date	Current Meter Read	Multiplier	Usage (kWh)	Actual kW/kVA	Billed kW/kVA
7005661310SD	34	Actual	12/13/2022	0	01/15/2023	✓ 155	1.00	155	-	-
TOTAL								155	0	0

Electric Service Commercial

Service Period: 12/13/2022 to 01/15/2023 ✓

TXU Energy Fixed Price

Base Usage	155 kWh @	\$ 0.0377995	\$5.86
Other Charges - November Anc Serv			\$0.03
Market Securitization (Debt) Financing			\$0.11
Other ERCOT Incremental AS Charges			\$0.06
PUC Assessment			\$0.01

Total Commercial Charges \$6.07

Electric Service Distribution

Service Period: 12/13/2022 to 01/15/2023

Outdoor Lighting - Facilities			\$5.26
Distribution System Charge	155 kWh @	\$ 0.0210968	\$3.27
Transmission Cost Recov Factor	155 kWh @	\$ 0.010129	\$1.57
Distribution Cost Recovery	155 kWh @	\$ 0.0081935	\$1.27
Transition Charge (TC3)	155 kWh @	\$ 0.0083226	\$1.29
Storm Recovery Charge	155 kWh @	\$ 0.0087097	\$1.35
Storm Recovery Tax Credit	155 kWh @	\$ 0.0005806	\$0.09 CR
Regulatory Asset Recovery	155 kWh @	\$ 0.0002581	\$0.04
PUC Assessment			\$0.02

Total Distribution Charges \$13.98

TOTAL CHARGES FOR ESI ID \$20.05 ✓

Customer Name: MATAGORDA COUNTY
 Account Number: 100064844327
 Invoice Number: 054728098311
 Invoice Date: 02/04/2023

ESI ID Detail:
 Service Address:
 Product:

614

25000 STATE HIGHWAY 35 S PALACIOS, TX 77465-1920
 Fixed Price

ESI ID: 10032789474945242

Meter ID	Days	Read Type	Previous Read Date	Previous Meter Read	Current Read Date	Current Meter Read	Multiplier	Usage (kWh)	Actual kW/kVA	Billed kW/kVA
7005712552SD	32	Actual	12/12/2022	0	01/12/2023	✓ 620	1.00	620	-	-
TOTAL								620	0	0

Electric Service Commercial

Service Period: 12/12/2022 to 01/12/2023 ✓

TXU Energy Fixed Price

Base Usage	620 kWh @	\$ 0.0377995	\$23.44
Market Securitization (Debt) Financing			\$0.45
Other ERCOT Incremental AS Charges			\$0.25
PUC Assessment			\$0.04

Total Commercial Charges \$24.18

Electric Service Distribution

Service Period: 12/12/2022 to 01/12/2023

Outdoor Lighting - Facilities			\$21.04
Distribution System Charge	620 kWh @	\$ 0.0210968	\$13.08
Transmission Cost Recov Factor	620 kWh @	\$ 0.0101129	\$6.27
Distribution Cost Recovery	620 kWh @	\$ 0.0082097	\$5.09
Transition Charge (TC3)	620 kWh @	\$ 0.0083387	\$5.17
Storm Recovery Charge	620 kWh @	\$ 0.0087258	\$5.41
Storm Recovery Tax Credit	620 kWh @	\$ 0.0005645	\$0.35 CR
Regulatory Asset Recovery	620 kWh @	\$ 0.0002742	\$0.17
PUC Assessment			\$0.08

Total Distribution Charges \$55.96

TOTAL CHARGES FOR ESI ID \$80.14 ✓



Customer Name: MATAGORDA COUNTY
 Account Number: 100064844327
 Invoice Number: 054728098311
 Invoice Date: 02/04/2023

614

ESI ID Detail:
 Service Address:
 Product:

25000 STATE HIGHWAY 35 S UNIT OFFIC PALACIOS, TX 77465-1920
 Fixed Price

ESI ID: 10032789453394875

Meter ID	Days	Read Type	Previous Read Date	Previous Meter Read	Current Read Date	Current Meter Read	Multiplier	Usage (kWh)	Actual kW/kVA	Billed kW/kVA
120730531	32	Actual	12/12/2022	✓ 126,387	01/12/2023	126,960	1.00	573	5	0
TOTAL								573	5	0

Electric Service Commercial

Service Period: 12/12/2022 to 01/12/2023 ✓

TXU Energy Fixed Price

Base Usage	573 kWh @	\$ 0.0377995	\$21.66
Market Securitization (Debt) Financing			\$0.40
Other ERCOT Incremental AS Charges			\$0.23
PUC Assessment			\$0.04

Total Commercial Charges \$22.33

Electric Service Distribution

Service Period: 12/12/2022 to 01/12/2023

Base Charge			\$1.40
Meter Charge			\$4.39
Distribution System Charge	573 kWh @	\$ 0.021093	\$12.09
Transmission Cost Recov Factor	573 kWh @	\$ 0.010116	\$5.80
Distribution Cost Recovery	573 kWh @	\$ 0.008217	\$4.71
Transition Charge (TC3)	573 kWh @	\$ 0.008341	\$4.78
Storm Recovery Charge	573 kWh @	\$ 0.001446	\$0.83
Storm Recovery Tax Credit	573 kWh @	\$ 0.0001	\$0.06 CR
Regulatory Asset Recovery	573 kWh @	\$ 0.000171	\$0.10
Energy Efficiency	573 kWh @	\$ 0.001042	\$0.60
PUC Assessment			\$0.05

Total Distribution Charges \$34.69

TOTAL CHARGES FOR ESI ID \$57.02 ✓

Customer Name: MATAGORDA COUNTY
 Account Number: 100064844327
 Invoice Number: 054728098311
 Invoice Date: 02/04/2023

ESI ID Detail:

614

Service Address:
 Product:

25000 STATE HIGHWAY 35 S UNIT P7 PALACIOS, TX 77465-1920
 Fixed Price

ESI ID: 10032789474945241

Meter ID	Days	Read Type	Previous Read Date	Previous Meter Read	Current Read Date	Current Meter Read	Multiplier	Usage (kWh)	Actual kW/kVA	Billed kW/kVA
122240914	32	Actual	12/12/2022	✓ 56,881	01/12/2023	57,160	1.00	279	7	0
TOTAL								279	7	0

Electric Service Commercial

Service Period: 12/12/2022 to 01/12/2023 ✓

TXU Energy Fixed Price

Base Usage	279 kWh @	\$ 0.0377995	\$10.55
Market Securitization (Debt) Financing			\$0.20
Other ERCOT Incremental AS Charges			\$0.11
PUC Assessment			\$0.02

Total Commercial Charges \$10.88

Electric Service Distribution

Service Period: 12/12/2022 to 01/12/2023

Base Charge			\$1.40
Meter Charge			\$4.39
Distribution System Charge	279 kWh @	\$ 0.021093	\$5.88
Transmission Cost Recov Factor	279 kWh @	\$ 0.010116	\$2.82
Distribution Cost Recovery	279 kWh @	\$ 0.008217	\$2.29
Transition Charge (TC3)	279 kWh @	\$ 0.008341	\$2.33
Storm Recovery Charge	279 kWh @	\$ 0.001446	\$0.40
Storm Recovery Tax Credit	279 kWh @	\$ 0.0001	\$0.03 CR
Regulatory Asset Recovery	279 kWh @	\$ 0.000171	\$0.05
Energy Efficiency	279 kWh @	\$ 0.001042	\$0.29
PUC Assessment			\$0.03

Total Distribution Charges \$19.85

TOTAL CHARGES FOR ESI ID \$30.73 ✓



Customer Name: MATAGORDA COUNTY
 Account Number: 100064844327
 Invoice Number: 054728098311
 Invoice Date: 02/04/2023

ESI ID Detail:

662

Service Address:
 Product:

17817 WOOD PLEDGER, TX 77468-0000
 Fixed Price

ESI ID: 1008901015815710800100

Meter ID	Days	Read Type	Previous Read Date	Previous Meter Read	Current Read Date	Current Meter Read	Multiplier	Usage (kWh)	Actual kW/kVA	Billed kW/kVA
I90851001	35	Actual	12/15/2022	✓ 89,708	01/18/2023	91,468	1.00	1,760	29	29
TOTAL								1,760	29	29

Electric Service Commercial

Service Period: 12/15/2022 to 01/18/2023 ✓

TXU Energy Fixed Price

Base Usage	1,760 kWh @	\$ 0.0377995	\$66.53
Other Charges - November Anc Serv			\$0.13
Market Securitization (Debt) Financing			\$1.26
Other ERCOT Incremental AS Charges			\$0.72
PUC Assessment			\$0.11

Total Commercial Charges \$68.75

Electric Service Distribution

Service Period: 12/15/2022 to 01/18/2023

Base Charge			\$3.00
Meter Charge			\$7.41
Distribution System Charge	29 kVA @	\$ 4.44931	\$129.03
Transmission Cost Recov Factor	28.54 kVA @	\$ 3.868605	\$110.41
Distribution Cost Recovery	29 kVA @	\$ 0.226207	\$6.56
Transition Charge (TC5)	1,760 kWh @	\$ 0.001949	\$3.43
Nuclear Decommission	29 kVA @	\$ 0.00069	\$0.02
Energy Efficiency	1,760 kWh @	\$ 0.000733	\$1.29
PUC Assessment			\$0.43

Total Distribution Charges \$261.58

TOTAL CHARGES FOR ESI ID \$330.33 ✓

Customer Name: MATAGORDA COUNTY
 Account Number: 100064844327
 Invoice Number: 054728098311
 Invoice Date: 02/04/2023

ESI ID Detail:
 Service Address:
 Product:

Ude0

FM 521 UNIT RR PARK WADSWORTH, TX 77483
 Fixed Price

ESI ID: 10032789412055530

Meter ID	Days	Read Type	Previous Read Date	Previous Meter Read	Current Read Date	Current Meter Read	Multiplier	Usage (kWh)	Actual kW/kVA	Billed kW/kVA
7006966354SD	32	Actual	12/19/2022	0	01/19/2023	✓ 312	1.00	312	-	-
TOTAL								312	0	0

Electric Service Commercial

Service Period: 12/19/2022 to 01/19/2023 ✓

TXU Energy Fixed Price

Base Usage	312 kWh @	\$ 0.0377995	\$11.80
Other Charges - November Anc Serv			\$0.06
Market Securitization (Debt) Financing			\$0.22
Other ERCOT Incremental AS Charges			\$0.13
PUC Assessment			\$0.02

Total Commercial Charges \$12.23

Electric Service Distribution

Service Period: 12/19/2022 to 01/19/2023

Base Charge			\$1.40
Street Lighting - Facilities			\$22.98
Distribution System Charge	312 kWh @	\$ 0.0210897	\$6.58
Transmission Cost Recov Factor	312 kWh @	\$ 0.0101282	\$3.16
Distribution Cost Recovery	312 kWh @	\$ 0.0082051	\$2.56
Transition Charge (TC3)	312 kWh @	\$ 0.0044872	\$1.40
Storm Recovery Charge	312 kWh @	\$ 0.0087179	\$2.72
Storm Recovery Tax Credit	312 kWh @	\$ 0.0005769	\$0.18 CR
Regulatory Asset Recovery	312 kWh @	\$ 0.0002564	\$0.08
PUC Assessment			\$0.06

Total Distribution Charges \$40.76

TOTAL CHARGES FOR ESI ID \$52.99 ✓

02/04/2023 10:01 AM



Customer Name: MATAGORDA COUNTY
 Account Number: 100064844327
 Invoice Number: 054728098311
 Invoice Date: 02/04/2023

6660

ESI ID Detail:

Service Address:
 Product:

2000 FM 521 ODLT 400HPS UNIT RR PARK WADSWORTH, TX 77483 ESI ID: 10032789420235651
 Fixed Price

Meter ID	Days	Read Type	Previous Read Date	Previous Meter Read	Current Read Date	Current Meter Read	Multiplier	Usage (kWh)	Actual kW/kVA	Billed kW/kVA
7006991419SD	34	Actual	12/15/2022	0	01/17/2023	✓ 310	1.00	310	-	-
TOTAL								310	0	0

Electric Service Commercial

Service Period: 12/15/2022 to 01/17/2023 ✓

TXU Energy Fixed Price

Base Usage	310 kWh @	\$ 0.0377995	\$11.72
Other Charges - November Anc Serv			\$0.06
Market Securitization (Debt) Financing			\$0.22
Other ERCOT Incremental AS Charges			\$0.13
PUC Assessment			\$0.02

Total Commercial Charges \$12.15

Electric Service Distribution

Service Period: 12/15/2022 to 01/17/2023

Outdoor Lighting - Facilities			\$10.52
Distribution System Charge	310 kWh @	\$ 0.0210968	\$6.54
Transmission Cost Recov Factor	310 kWh @	\$ 0.010129	\$3.14
Distribution Cost Recovery	310 kWh @	\$ 0.0082258	\$2.55
Transition Charge (TC3)	310 kWh @	\$ 0.0083548	\$2.59
Storm Recovery Charge	310 kWh @	\$ 0.0087419	\$2.71
Storm Recovery Tax Credit	310 kWh @	\$ 0.0005806	\$0.18 CR
Regulatory Asset Recovery	310 kWh @	\$ 0.0002581	\$0.08
PUC Assessment			\$0.04

Total Distribution Charges \$27.99

TOTAL CHARGES FOR ESI ID \$40.14 ✓

Customer Name: MATAGORDA COUNTY
 Account Number: 100064844327
 Invoice Number: 054728098311
 Invoice Date: 02/04/2023

ESI ID Detail:

6660

Service Address:
 Product:

2001 FM 521 ODLT 400HPS UNIT RR PARK WADSWORTH, TX 77483
 Fixed Price

ESI ID: 10032789420235652

Meter ID	Days	Read Type	Previous Read Date	Previous Meter Read	Current Read Date	Current Meter Read	Multiplier	Usage (kWh)	Actual kW/kVA	Billed kW/kVA
7005369954SD	34	Actual	12/15/2022	0	01/17/2023	✓ 155	1.00	155	-	-
TOTAL								155	0	0

Electric Service Commercial

Service Period: 12/15/2022 to 01/17/2023 ✓

TXU Energy Fixed Price

Base Usage	155 kWh @	\$ 0.0377995	\$5.86
Other Charges - November Anc Serv			\$0.03
Market Securitization (Debt) Financing			\$0.11
Other ERCOT Incremental AS Charges			\$0.06
PUC Assessment			\$0.01

Total Commercial Charges \$6.07

Electric Service Distribution

Service Period: 12/15/2022 to 01/17/2023

Outdoor Lighting - Facilities			\$5.26
Distribution System Charge	155 kWh @	\$ 0.0210968	\$3.27
Transmission Cost Recov Factor	155 kWh @	\$ 0.010129	\$1.57
Distribution Cost Recovery	155 kWh @	\$ 0.0081935	\$1.27
Transition Charge (TC3)	155 kWh @	\$ 0.0083226	\$1.29
Storm Recovery Charge	155 kWh @	\$ 0.0087097	\$1.35
Storm Recovery Tax Credit	155 kWh @	\$ 0.0005806	\$0.09 CR
Regulatory Asset Recovery	155 kWh @	\$ 0.0002581	\$0.04
PUC Assessment			\$0.02

Total Distribution Charges \$13.98

TOTAL CHARGES FOR ESI ID \$20.05 ✓

Current Charges \$18,371.25

From: "Becky Cook" <bcook@co.matagorda.tx.us>
To: "Crystal Morones" <cmorones@co.matagorda.tx.us>
Date: 12/30/2022 12:31 PM
Subject: Fwd: Matagorda county bp 0020300676 Meter add Re: New Building Purchase

Becky Cook
 Matagorda County Tax Assessor Collector
 1700 7th Street, RM 203
 Bay City, TX 77414
 (979)244-7670

From: DIEGO HERNANDEZ <diego.hernandez@txu.com>
To: "jennifer.cambern@txu.com" <jennifer.cambern@txu.com>
Cc: "bcook@co.matagorda.tx.us" <bcook@co.matagorda.tx.us>
Date: Fri, 30 Dec 2022 17:46:47 +0000 (GMT)
Subject: Matagorda county bp 0020300676 Meter add Re: New Building Purchase

Hello Jennifer and Becky,

Good-afternoon, Form already submitted, for references RDS#: 53942

I will send the form to sign when we have it.

Sent: 12/29/2022 4:29 PM

Thank you.

Diego Hernandez

Regards: Diego Hernandez | Commercial Support Team | TXU Energy | Vistra Retail Brands | 866-898-3465 | Commercialsupport@txu.com

(Please do not change the subject of this thread, that will allow us to complete you request as soon as possible)

The form will be generated to you as requested the MVI

Diego Hernandez

Commercial Support Team

TXU Energy | Vistra Retail Brands

866-898-3465 | Commercialsupport@txu.com

----- Original Message -----

From: Cambern, Jennifer [jennifer.cambern@txu.com]

Sent: 12/29/2022 4:29 PM

To: bcook@co.matagorda.tx.us

Cc: commercialsupport@txu.com

Subject: Matagorda county bp 0020300676 Meter add Re: New Building Purchase

Becky

This is perfect! We'll submit the add request and a form will be generated to sign. The process takes a few business days. Once signed we request the MVI switch from AEP

CS,
Will you please submit this to add the below to contract.

MVI
Asap
Same billing address that is on file.
ESI 10032789499291957, address is
2021 Avenue G, Bldg 1

For proxy please use 1000 kWh per month / 10 kw

Thanks

JENNIFER CAMBERN
TXU Energy
Large Business Markets
MOBILE: 507-438-8910
EMAIL: Jennifer.Cambern@TXU.com

MVI
Asap
Same billing address that is on file.
On Dec 29, 2022, at 3:52 PM, Becky Cook <bcook@co.matagorda.tx.us> wrote:
2021 Avenue G, Bldg 1

?
EXTERNAL EMAIL

Jennifer, I called AEP and they gave me this information ESI 10032789499291957,
address is
2021 Avenue G, Bldg 1 - Wells Fargo

TXU Energy
Please let me know if this is correct and if there's anything else I can help
with, do you have a
time frame on when the power will be on we have a renter in the building.

Becky Cook
Matagorda County Tax Assessor Collector
1700 7th Street, RM 203
Bay City, TX 77414
(979)244-7670

EXTERNAL EMAIL
From: "Cambern, Jennifer" <Jennifer.Cambern@Txu.com>
To: Becky Cook <bcook@co.matagorda.tx.us>
Date: Thu, 29 Dec 2022 21:07:36 +0000
Subject: Re: New Building Purchase

Hi Becky, I will let you know if this is correct and if there's anything else I can help
with, do you have
The meter will have a number on it. Take a pic of it on your phone. That number
is the meter number but only AEP can confirm the ESI ID# which is not on the
meter itself.

Matagorda County Tax Assessor Collector
1700 7th Street, RM 203
Bay City, TX 77414

The meter should be located outside usually in the back of the location. If there are multiple meters in this area the meters should be labeled by unit or suite numbers. Make sure you take a pic of the meter that correlates with the correct unit etc

JENNIFER CAMBERN

TXU Energy

Large Business Markets

MOBILE: 507-438-8910

EMAIL: Jennifer.Cambarn@TXU.com

On Dec 29, 2022, at 2:55 PM, Becky Cook <bcook@co.matagorda.tx.us> wrote:

EXTERNAL EMAIL

Hello Jennifer, I can go over there but would you know where I need to look for the ESI?

Becky Cook

Matagorda County Tax Assessor Collector

1700 7th Street, RM 203

Bay City, TX 77414

(979)244-7670

From: "Cambarn, Jennifer" <Jennifer.Cambarn@T Xu.com>

To: Kristen Kubecka <KKubecka@co.matagorda.tx.us>

Cc: Crystal Morones <cmorones@co.matagorda.tx.us>, Becky Cook

<bcook@co.matagorda.tx.us>, "cojudge@co.matagorda.tx.us"

<cojudge@co.matagorda.tx.us>

Date: Thu, 29 Dec 2022 20:43:56 +0000

Subject: RE: New Building Purchase

Hi Kristen,

I've search for the address of 1807 7th St, Bay City TX but no ESI ID# comes up.

However, when I search for the Wellsfargo in Bay City the address of 1801 7th Street on Google Maps returns and I do have 4 ESI IDs for that address.

Sometimes the ESI ID#'s don't match exactly to their physical address. Are you able to obtain the meter # that the property is associated with and call AEP TEXAS CENTRAL COMPANY (local TDU company) to confirm ESI ID#? I want to make sure we pull the correct ESI ID#. After we confirm, adding the meter will be easy and quick.

<image001.png>

From: Kristen Kubecka <KKubecka@co.matagorda.tx.us>

Sent: Wednesday, December 28, 2022 12:05 PM

To: Cambern, Jennifer <Jennifer.Camborn@Txu.com>
Cc: Crystal Morones <cmorones@co.matagorda.tx.us>; Becky Cook <bcCook@co.matagorda.tx.us>; cojudge@co.matagorda.tx.us
Subject: New Building Purchase

EXTERNAL EMAIL

Jennifer,

We just recently closed on a new facility. We will need to add this location to our existing contract. What all information will you need. I do not personally have the meter # but I do have this information specific to the address if that helps:

<image002.png>

Thanks,

Kristen E. Kubecka
Matagorda County Auditor
(979) 241-0120

CONFIDENTIALITY NOTE: The information transmitted, including attachments, is intended only for the person(s) or entity to which it is addressed and may contain confidential and/or privileged material. Any review, retransmission, dissemination or other use of, or taking of any action in reliance upon this information by persons or entities other than the intended recipient is prohibited. If you received this in error, please contact the sender and destroy any copies of this information.

Confidentiality Notice: This email message, including any attachments, contains or may contain confidential information intended only for the addressee. If you are not an intended recipient of this message, be advised that any reading, dissemination, forwarding, printing, copying or other use of this message or its attachments is strictly prohibited. If you have received this message in error, please notify the sender immediately by reply message and delete this email message and any attachments from your system.

Confidentiality Notice: This email message, including any attachments, contains or may contain confidential information intended only for the addressee. If you are not an intended recipient of this message, be advised that any reading, dissemination, forwarding, printing, copying or other use of this message or its attachments is strictly prohibited. If you have received this message in error, please notify the sender immediately by reply message and delete this email message and any attachments from your system.

Confidentiality Notice: This email message, including any attachments, contains or may contain confidential information intended only for the addressee. If you are not an intended recipient of this message, be advised that any reading, dissemination, forwarding, printing, copying or other use of this message or its attachments is strictly prohibited. If you have received this message in error,

please notify the sender immediately by reply message and delete this email message and any attachments from your system.

(Please do not change the subject of this thread, that will allow us to complete your request as soon as possible)

Diego Hernandez
Commercial Support Team
TXU Energy | Vistra Retail Brands
866-898-3465 | Commercialsupport@txu.com